

Year 12 Maths A-level Induction work

Introduction

Thank you for choosing to study Mathematics in the sixth form at Nailsea School.

Over the course, you will study topics in Pure Maths, Mechanics and Statistics.

The Mathematics Department is committed to ensuring that you make good progress throughout your A level course. In order that you make the best possible start to the course, we have prepared this booklet. It is vital that you spend time working through the questions in this booklet over the summer. You need to have a good knowledge of these topics before you commence your course in September. You should have met all the topics before at GCSE.

Work through what you need to from each chapter, making sure that you understand the examples. Then tackle the exercise to ensure you understand the topic thoroughly. The answers are at the back of the booklet. You will need to be organised so keep your work in a folder and mark any queries to ask at the beginning of term.

In addition to the work in this booklet you can also use the following to help with your studies:

- Hegarty Maths
 - At the back of the booklet is a table outlining all the skills that you need to master for A level maths, with clip numbers.
- Hegarty Maths Live Maths Lessons “Getting ready for A-level Maths”
 - Videos on content that is essential for A level maths, these are different to the videos on the Hegarty Maths website. Search “Hegarty Maths a level” on YouTube.
- Alevelmathsrevision.com/bridging-the-gap/
 - Tutorial videos, questions and solutions on essential content can be found on here.

In the first or second week of term you will take a test to check how well you understand these topics, so it is important that you have completed the booklet by then.

Use this introduction to give you a good start to your Year 12 work that will help you to enjoy, and benefit from, the course. The more effort you put in, right from the start, the better you will do.

Contents

1. Algebraic Expressions	3
1.1. Expanding brackets	3
1.2. Factorising expressions	5
1.3. Laws of indices	8
1.4. Surds	11
2. Solving quadratic equations	14
2.1. Factorising	14
2.2. Using the formula	16
3. Simultaneous equations	18
3.1. Linear – Elimination	18
3.2. Linear - Substitution	20
3.3. Linear and quadratic	22
4. Linear inequalities	24
5. Straight line graphs	26
5.1. Equation	26
5.2. Parallel and Perpendicular	28
6. Trigonometry	31
6.1. Right-angled	31
6.2. Cosine rule	35
6.3. Sine rule	38
6.4. Area of a triangle	41
Answers	43
Hegarty skills table	50

1 Algebraic Expressions

1.1 Expanding brackets

Key points

- When you expand one set of brackets you must multiply everything inside the bracket by what is outside.
- When you expand two linear expressions, each with two terms of the form $ax + b$, where $a \neq 0$ and $b \neq 0$, you create four terms. Two of these can usually be simplified by collecting like terms.

Examples

Example 1 Expand $4(3x - 2)$

$4(3x - 2) = 12x - 8$	Multiply everything inside the bracket by the 4 outside the bracket
-----------------------	---

Example 2 Expand and simplify $3(x + 5) - 4(2x + 3)$

$3(x + 5) - 4(2x + 3)$ $= 3x + 15 - 8x - 12$ $= 3 - 5x$	<ol style="list-style-type: none">1 Expand each set of brackets separately by multiplying $(x + 5)$ by 3 and $(2x + 3)$ by -42 Simplify by collecting like terms: $3x - 8x = -5x$ and $15 - 12 = 3$
--	---

Example 3 Expand and simplify $(x + 3)(x + 2)$

$(x + 3)(x + 2)$ $= x(x + 2) + 3(x + 2)$ $= x^2 + 2x + 3x + 6$ $= x^2 + 5x + 6$	<ol style="list-style-type: none">1 Expand the brackets by multiplying $(x + 2)$ by x and $(x + 2)$ by 32 Simplify by collecting like terms: $2x + 3x = 5x$
---	--

Example 4 Expand and simplify $(x - 5)(2x + 3)$

$(x - 5)(2x + 3)$ $= x(2x + 3) - 5(2x + 3)$ $= 2x^2 + 3x - 10x - 15$ $= 2x^2 - 7x - 15$	<ol style="list-style-type: none">1 Expand the brackets by multiplying $(2x + 3)$ by x and $(2x + 3)$ by -52 Simplify by collecting like terms: $3x - 10x = -7x$
---	--

Practice

1 Expand.

a $3(2x - 1)$

b $-2(5pq + 4q^2)$

c $-(3xy - 2y^2)$

2 Expand and simplify.

a $7(3x + 5) + 6(2x - 8)$

b $8(5p - 2) - 3(4p + 9)$

c $9(3s + 1) - 5(6s - 10)$

d $2(4x - 3) - (3x + 5)$

3 Expand.

a $3x(4x + 8)$

b $4k(5k^2 - 12)$

c $-2h(6h^2 + 11h - 5)$

d $-3s(4s^2 - 7s + 2)$

4 Expand and simplify.

a $3(y^2 - 8) - 4(y^2 - 5)$

b $2x(x + 5) + 3x(x - 7)$

c $4p(2p - 1) - 3p(5p - 2)$

d $3b(4b - 3) - b(6b - 9)$

5 Expand $\frac{1}{2}(2y - 8)$

6 Expand and simplify.

a $13 - 2(m + 7)$


b $5p(p^2 + 6p) - 9p(2p - 3)$

7 The diagram shows a rectangle.

Write down an expression, in terms of x , for the area of the rectangle.

Show that the area of the rectangle can be written as $21x^2 - 35x$

$3x - 5$



$7x$

8 Expand and simplify.

a $(x + 4)(x + 5)$

b $(x + 7)(x + 3)$

c $(x + 7)(x - 2)$

d $(x + 5)(x - 5)$

e $(2x + 3)(x - 1)$

f $(3x - 2)(2x + 1)$

g $(5x - 3)(2x - 5)$

h $(3x - 2)(7 + 4x)$

i $(3x + 4y)(5y + 6x)$

j $(x + 5)^2$

k $(2x - 7)^2$

l $(4x - 3y)^2$

Extend

9 Expand and simplify $(x + 3)^2 + (x - 4)^2$

10 Expand and simplify.

a $\left(x + \frac{1}{x}\right)\left(x - \frac{2}{x}\right)$

b $\left(x + \frac{1}{x}\right)^2$

1.2 Factorising Expressions

Key points

- Factorising an expression is the opposite of expanding the brackets.
- A quadratic expression is in the form $ax^2 + bx + c$, where $a \neq 0$.
- To factorise a quadratic equation, find two numbers whose sum is b and whose product is ac .
- An expression in the form $x^2 - y^2$ is called the difference of two squares. It factorises to $(x - y)(x + y)$.

Examples

Example 1 Factorise $15x^2y^3 + 9x^4y$

$15x^2y^3 + 9x^4y = 3x^2y(5y^2 + 3x^2)$	The highest common factor is $3x^2y$. So take $3x^2y$ outside the brackets and then divide each term by $3x^2y$ to find the terms in the brackets
---	---

Example 2 Factorise $4x^2 - 25y^2$

$4x^2 - 25y^2 = (2x + 5y)(2x - 5y)$	This is the difference of two squares as the two terms can be written as $(2x)^2$ and $(5y)^2$
-------------------------------------	--

Example 3 Factorise $x^2 + 3x - 10$

$b = 3, ac = -10$ So $x^2 + 3x - 10 = x^2 + 5x - 2x - 10$ $= x(x + 5) - 2(x + 5)$ $= (x + 5)(x - 2)$	<ol style="list-style-type: none">1 Work out the two factors of $ac = -10$ which add to give $b = 3$ (5 and -2)2 Rewrite the b term ($3x$) using these two factors3 Factorise the first two terms and the last two terms4 $(x + 5)$ is a factor of both terms
---	---

Example 4 Factorise $6x^2 - 11x - 10$

$b = -11, ac = -60$ So $6x^2 - 11x - 10 = 6x^2 - 15x + 4x - 10$ $= 3x(2x - 5) + 2(2x - 5)$ $= (2x - 5)(3x + 2)$	<ol style="list-style-type: none">1 Work out the two factors of $ac = -60$ which add to give $b = -11$ (-15 and 4)2 Rewrite the b term ($-11x$) using these two factors3 Factorise the first two terms and the last two terms4 $(2x - 5)$ is a factor of both terms
---	---

Example 5 Simplify $\frac{x^2 - 4x - 21}{2x^2 + 9x + 9}$

$\frac{x^2 - 4x - 21}{2x^2 + 9x + 9}$	<p>1 Factorise the numerator and the denominator</p>
<p>For the numerator: $b = -4, ac = -21$</p> <p>So $x^2 - 4x - 21 = x^2 - 7x + 3x - 21$</p> $= x(x - 7) + 3(x - 7)$ $= (x - 7)(x + 3)$	<p>2 Work out the two factors of $ac = -21$ which add to give $b = -4$ (-7 and 3)</p>
<p>For the denominator: $b = 9, ac = 18$</p> <p>So $2x^2 + 9x + 9 = 2x^2 + 6x + 3x + 9$</p> $= 2x(x + 3) + 3(x + 3)$ $= (x + 3)(2x + 3)$	<p>3 Rewrite the b term (-4x) using these two factors</p> <p>4 Factorise the first two terms and the last two terms</p> <p>5 $(x - 7)$ is a factor of both terms</p>
<p>So $\frac{x^2 - 4x - 21}{2x^2 + 9x + 9} = \frac{(x - 7)(x + 3)}{(x + 3)(2x + 3)}$</p> $= \frac{x - 7}{2x + 3}$	<p>6 Work out the two factors of $ac = 18$ which add to give $b = 9$ (6 and 3)</p> <p>7 Rewrite the b term (9x) using these two factors</p> <p>8 Factorise the first two terms and the last two terms</p> <p>9 $(x + 3)$ is a factor of both terms</p>
	<p>10 $(x + 3)$ is a factor of both the numerator and denominator so cancels out as a value divided by itself is 1</p>

Practice

1 Factorise.

a $6x^4y^3 - 10x^3y^4$

b $21a^3b^5 + 35a^5b^2$

c $25x^2y^2 - 10x^3y^2 + 15x^2y^3$

2 Factorise

a $x^2 + 7x + 12$

b $x^2 + 5x - 14$

c $x^2 - 11x + 30$

d $x^2 - 5x - 24$

e $x^2 - 7x - 18$

f $x^2 + x - 20$

g $x^2 - 3x - 40$

h $x^2 + 3x - 28$

3 Factorise

a $36x^2 - 49y^2$

b $4x^2 - 81y^2$

c $18a^2 - 200b^2c^2$

4 Factorise

a $2x^2 + x - 3$

b $6x^2 + 17x + 5$

c $2x^2 + 7x + 3$

d $9x^2 - 15x + 4$

e $10x^2 + 21x + 9$

f $12x^2 - 38x + 20$

5 Simplify the algebraic fractions.

a $\frac{2x^2+4x}{x^2-x}$

b $\frac{x^2+3x}{x^2+2x-3}$

c $\frac{x^2-2x-8}{x^2-4x}$

d $\frac{x^2-5x}{x^2-25}$

e $\frac{x^2-x-12}{x^2-4x}$

f $\frac{2x^2+14x}{2x^2+4x-70}$

6 Simplify

a $\frac{9x^2-16}{3x^2+17x-28}$

b $\frac{2x^2-7x-15}{3x^2-17x+10}$

c $\frac{4-25x^2}{10x^2-11x-6}$

d $\frac{6x^2-x-1}{2x^2+7x-4}$

Extend

7 Simplify $\sqrt{x^2 + 10x + 25}$

8 Simplify $\frac{(x+2)^2+3(x+2)^2}{x^2-4}$

1.3 Laws of indices

Key points

- $a^m \times a^n = a^{m+n}$
- $\frac{a^m}{a^n} = a^{m-n}$
- $(a^m)^n = a^{mn}$
- $a^0 = 1$
- $a^{\frac{1}{n}} = \sqrt[n]{a}$ i.e. the n th root of a
- $a^{\frac{m}{n}} = \sqrt[n]{a^m} = (\sqrt[n]{a})^m$
- $a^{-m} = \frac{1}{a^m}$
- The square root of a number produces two solutions, e.g. $\sqrt{16} = \pm 4$.

Examples

Example 1 Evaluate 10^0

$10^0 = 1$	Any value raised to the power of zero is equal to 1
------------	---

Example 2 Evaluate $9^{\frac{1}{2}}$

$9^{\frac{1}{2}} = \sqrt{9}$ $= 3$	Use the rule $a^{\frac{1}{n}} = \sqrt[n]{a}$
---------------------------------------	--

Example 3 Evaluate $27^{\frac{2}{3}}$

$27^{\frac{2}{3}} = (\sqrt[3]{27})^2$ $= 3^2$ $= 9$	<ol style="list-style-type: none">1 Use the rule $a^{\frac{m}{n}} = (\sqrt[n]{a})^m$2 Use $\sqrt[3]{27} = 3$
---	---

Example 4 Evaluate 4^{-2}

$4^{-2} = \frac{1}{4^2}$ $= \frac{1}{16}$	<ol style="list-style-type: none">1 Use the rule $a^{-m} = \frac{1}{a^m}$2 Use $4^2 = 16$
--	--

Example 5 Simplify $\frac{6x^5}{2x^2}$

$\frac{6x^5}{2x^2} = 3x^3$	$6 \div 2 = 3$ and use the rule $\frac{a^m}{a^n} = a^{m-n}$ to give $\frac{x^5}{x^2} = x^{5-2} = x^3$
----------------------------	--

Example 6 Simplify $\frac{x^3 \times x^5}{x^4}$

$\frac{x^3 \times x^5}{x^4} = \frac{x^{3+5}}{x^4} = \frac{x^8}{x^4}$ $= x^{8-4} = x^4$	<ol style="list-style-type: none"> 1 Use the rule $a^m \times a^n = a^{m+n}$ 2 Use the rule $\frac{a^m}{a^n} = a^{m-n}$
---	---

Example 7 Write $\frac{1}{3x}$ as a single power of x

$\frac{1}{3x} = \frac{1}{3}x^{-1}$	Use the rule $\frac{1}{a^m} = a^{-m}$, note that the fraction $\frac{1}{3}$ remains unchanged
------------------------------------	--

Example 8 Write $\frac{4}{\sqrt{x}}$ as a single power of x

$\frac{4}{\sqrt{x}} = \frac{4}{x^{\frac{1}{2}}}$ $= 4x^{-\frac{1}{2}}$	<ol style="list-style-type: none"> 1 Use the rule $a^{\frac{1}{n}} = \sqrt[n]{a}$ 2 Use the rule $\frac{1}{a^m} = a^{-m}$
---	---

Practice

1 Evaluate.

a 14^0 b 3^0 c 5^0 d x^0

2 Evaluate.

a $49^{\frac{1}{2}}$ b $64^{\frac{1}{3}}$ c $125^{\frac{1}{3}}$ d $16^{\frac{1}{4}}$

3 Evaluate.

a $25^{\frac{3}{2}}$ b $8^{\frac{5}{3}}$ c $49^{\frac{3}{2}}$ d $16^{\frac{3}{4}}$

4 Evaluate.

a 5^{-2}

b 4^{-3}

c 2^{-5}

d 6^{-2}

5 Simplify.

a $\frac{3x^2 \times x^3}{2x^2}$

b $\frac{10x^5}{2x^2 \times x}$

c $\frac{3x \times 2x^3}{2x^3}$

d $\frac{7x^3y^2}{14x^5y}$

e $\frac{y^2}{\frac{1}{y^2} \times y}$

f $\frac{c^{\frac{1}{2}}}{c^2 \times c^{\frac{3}{2}}}$

g $\frac{(2x^2)^3}{4x^0}$

h $\frac{x^{\frac{1}{2}} \times x^{\frac{3}{2}}}{x^{-2} \times x^3}$

6 Evaluate.

a $4^{-\frac{1}{2}}$

b $27^{-\frac{2}{3}}$

c $9^{-\frac{1}{2}} \times 2^3$

d $16^{\frac{1}{4}} \times 2^{-3}$

e $\left(\frac{9}{16}\right)^{-\frac{1}{2}}$

f $\left(\frac{27}{64}\right)^{-\frac{2}{3}}$

7 Write the following as a single power of x .

a $\frac{1}{x}$

b $\frac{1}{x^7}$

c $\sqrt[4]{x}$

d $\sqrt[5]{x^2}$

e $\frac{1}{\sqrt[3]{x}}$

f $\frac{1}{\sqrt[3]{x^2}}$

8 Write the following without negative or fractional powers.

a x^{-3}

b x^0

c $x^{\frac{1}{5}}$

d $x^{\frac{2}{5}}$

e $x^{-\frac{1}{2}}$

f $x^{-\frac{3}{4}}$

9 Write the following in the form ax^n .

a $5\sqrt{x}$

b $\frac{2}{x^3}$

c $\frac{1}{3x^4}$

d $\frac{2}{\sqrt{x}}$

e $\frac{4}{\sqrt[3]{x}}$

f 3

Extend

10 Write as sums of powers of x .

a $\frac{x^5+1}{x^2}$

b $x^2\left(x + \frac{1}{x}\right)$

c $x^{-4}\left(x^2 + \frac{1}{x^3}\right)$

1.4 Surds

Key points

- A surd is the square root of a number that is not a square number, for example $\sqrt{2}$, $\sqrt{3}$, $\sqrt{5}$, etc.
- Surds can be used to give the exact value for an answer.
- $\sqrt{ab} = \sqrt{a} \times \sqrt{b}$
- $\sqrt{\frac{a}{b}} = \frac{\sqrt{a}}{\sqrt{b}}$
- To rationalise the denominator means to remove the surd from the denominator of a fraction.
- To rationalise $\frac{a}{\sqrt{b}}$ you multiply the numerator and denominator by the surd \sqrt{b}
- To rationalise $\frac{a}{b+\sqrt{c}}$ you multiply the numerator and denominator by $b - \sqrt{c}$

Examples

Example 1 Simplify $\sqrt{50}$

$\begin{aligned}\sqrt{50} &= \sqrt{25 \times 2} \\ &= \sqrt{25} \times \sqrt{2} \\ &= 5 \times \sqrt{2} \\ &= 5\sqrt{2}\end{aligned}$	<ol style="list-style-type: none"> 1 Choose two numbers that are factors of 50. One of the factors must be a square number 2 Use the rule $\sqrt{ab} = \sqrt{a} \times \sqrt{b}$ 3 Use $\sqrt{25} = 5$
---	---

Example 2 Simplify $\sqrt{147} - 2\sqrt{12}$

$\begin{aligned}\sqrt{147} - 2\sqrt{12} \\ &= \sqrt{49 \times 3} - 2\sqrt{4 \times 3} \\ \\ &= \sqrt{49} \times \sqrt{3} - 2\sqrt{4} \times \sqrt{3} \\ &= 7 \times \sqrt{3} - 2 \times 2 \times \sqrt{3} \\ &= 7\sqrt{3} - 4\sqrt{3} \\ &= 3\sqrt{3}\end{aligned}$	<ol style="list-style-type: none"> 1 Simplify $\sqrt{147}$ and $2\sqrt{12}$. Choose two numbers that are factors of 147 and two numbers that are factors of 12. One of each pair of factors must be a square number 2 Use the rule $\sqrt{ab} = \sqrt{a} \times \sqrt{b}$ 3 Use $\sqrt{49} = 7$ and $\sqrt{4} = 2$ 4 Collect like terms
---	--

Example 3 Simplify $(\sqrt{7} + \sqrt{2})(\sqrt{7} - \sqrt{2})$

$\begin{aligned}(\sqrt{7} + \sqrt{2})(\sqrt{7} - \sqrt{2}) \\ &= \sqrt{49} - \sqrt{7}\sqrt{2} + \sqrt{2}\sqrt{7} - \sqrt{4} \\ \\ &= 7 - 2 \\ &= 5\end{aligned}$	<ol style="list-style-type: none"> 1 Expand the brackets. A common mistake here is to write $(\sqrt{7})^2 = 49$ 2 Collect like terms: $-\sqrt{7}\sqrt{2} + \sqrt{2}\sqrt{7} = -\sqrt{7}\sqrt{2} + \sqrt{7}\sqrt{2} = 0$
--	---

Example 4 Rationalise $\frac{1}{\sqrt{3}}$

$\frac{1}{\sqrt{3}} = \frac{1}{\sqrt{3}} \times \frac{\sqrt{3}}{\sqrt{3}}$ $= \frac{1 \times \sqrt{3}}{\sqrt{9}}$ $= \frac{\sqrt{3}}{3}$	<ol style="list-style-type: none"> 1 Multiply the numerator and denominator by $\sqrt{3}$ 2 Use $\sqrt{9} = 3$
--	--

Example 5 Rationalise and simplify $\frac{\sqrt{2}}{\sqrt{12}}$

$\frac{\sqrt{2}}{\sqrt{12}} = \frac{\sqrt{2}}{\sqrt{12}} \times \frac{\sqrt{12}}{\sqrt{12}}$ $= \frac{\sqrt{2} \times \sqrt{4 \times 3}}{12}$ $= \frac{2\sqrt{2}\sqrt{3}}{12}$ $= \frac{\sqrt{2}\sqrt{3}}{6}$	<ol style="list-style-type: none"> 1 Multiply the numerator and denominator by $\sqrt{12}$ 2 Simplify $\sqrt{12}$ in the numerator. Choose two numbers that are factors of 12. One of the factors must be a square number 3 Use the rule $\sqrt{ab} = \sqrt{a} \times \sqrt{b}$ 4 Use $\sqrt{4} = 2$ 5 Simplify the fraction: $\frac{2}{12}$ simplifies to $\frac{1}{6}$
---	--

Example 6 Rationalise and simplify $\frac{3}{2+\sqrt{5}}$

$\frac{3}{2+\sqrt{5}} = \frac{3}{2+\sqrt{5}} \times \frac{2-\sqrt{5}}{2-\sqrt{5}}$ $= \frac{3(2-\sqrt{5})}{(2+\sqrt{5})(2-\sqrt{5})}$ $= \frac{6-3\sqrt{5}}{4+2\sqrt{5}-2\sqrt{5}-5}$ $= \frac{6-3\sqrt{5}}{-1}$ $= 3\sqrt{5} - 6$	<ol style="list-style-type: none"> 1 Multiply the numerator and denominator by $2-\sqrt{5}$ 2 Expand the brackets 3 Simplify the fraction 4 Divide the numerator by -1 Remember to change the sign of all terms when dividing by -1
--	--

Practice

1 Simplify.

a $\sqrt{45}$

b $\sqrt{125}$

c $\sqrt{48}$

d $\sqrt{175}$

e $\sqrt{300}$

f $\sqrt{28}$

g $\sqrt{72}$

h $\sqrt{162}$

2 Simplify.

a $\sqrt{72} + \sqrt{162}$

b $\sqrt{45} - 2\sqrt{5}$

c $\sqrt{50} - \sqrt{8}$

d $\sqrt{75} - \sqrt{48}$

e $2\sqrt{28} + \sqrt{28}$

f $2\sqrt{12} - \sqrt{12} + \sqrt{27}$

3 Expand and simplify.

a $(\sqrt{2} + \sqrt{3})(\sqrt{2} - \sqrt{3})$

b $(3 + \sqrt{3})(5 - \sqrt{12})$

c $(4 - \sqrt{5})(\sqrt{45} + 2)$

d $(5 + \sqrt{2})(6 - \sqrt{8})$

4 Rationalise and simplify, if possible.

a $\frac{1}{\sqrt{5}}$

b $\frac{1}{\sqrt{11}}$

c $\frac{2}{\sqrt{7}}$

d $\frac{2}{\sqrt{8}}$

e $\frac{2}{\sqrt{2}}$

f $\frac{5}{\sqrt{5}}$

g $\frac{\sqrt{8}}{\sqrt{24}}$

h $\frac{\sqrt{5}}{\sqrt{45}}$

5 Rationalise and simplify.

a $\frac{1}{3 - \sqrt{5}}$

b $\frac{2}{4 + \sqrt{3}}$

c $\frac{6}{5 - \sqrt{2}}$

Extend

6 Expand and simplify $(\sqrt{x} + \sqrt{y})(\sqrt{x} - \sqrt{y})$

7 Rationalise and simplify, if possible.

a $\frac{1}{\sqrt{9} - \sqrt{8}}$

b $\frac{1}{\sqrt{x} - \sqrt{y}}$

2 Solving Quadratic Equations

2.1 Factorising

Key points

- A quadratic equation is an equation in the form $ax^2 + bx + c = 0$ where $a \neq 0$.
- To factorise a quadratic equation, find two numbers whose sum is b and whose products is ac .
- When the product of two numbers is 0, then at least one of the numbers must be 0.
- If a quadratic can be solved it will have two solutions (these may be equal).

Examples

Example 1 Solve $5x^2 = 15x$

$5x^2 = 15x$ $5x^2 - 15x = 0$ $5x(x - 3) = 0$ So $5x = 0$ or $(x - 3) = 0$ Therefore $x = 0$ or $x = 3$	<ol style="list-style-type: none">1 Rearrange the equation so that all the terms are on one side of the equation and it is equal to zero. Do not divide both sides by x as this would lose the solution $x = 0$.2 Factorise the quadratic equation. $5x$ is a common factor.3 When two values multiply to make zero, at least one of the values must be zero.4 Solve these two equations.
---	---

Example 2 Solve $x^2 + 7x + 12 = 0$

$x^2 + 7x + 12 = 0$ $b = 7, ac = 12$ $x^2 + 4x + 3x + 12 = 0$ $x(x + 4) + 3(x + 4) = 0$ $(x + 4)(x + 3) = 0$ So $(x + 4) = 0$ or $(x + 3) = 0$ Therefore $x = -4$ or $x = -3$	<ol style="list-style-type: none">1 Factorise the quadratic equation. Work out the two factors of $ac = 12$ which add to give you $b = 7$. (4 and 3)2 Rewrite the b term ($7x$) using these two factors.3 Factorise the first two terms and the last two terms.4 $(x + 4)$ is a factor of both terms.5 When two values multiply to make zero, at least one of the values must be zero.6 Solve these two equations.
---	--

Example 3 Solve $9x^2 - 16 = 0$

$9x^2 - 16 = 0$ $(3x + 4)(3x - 4) = 0$ <p>So $(3x + 4) = 0$ or $(3x - 4) = 0$</p> $x = -\frac{4}{3} \text{ or } x = \frac{4}{3}$	<ol style="list-style-type: none"> 1 Factorise the quadratic equation. This is the difference of two squares as the two terms are $(3x)^2$ and $(4)^2$. 2 When two values multiply to make zero, at least one of the values must be zero. 3 Solve these two equations.
--	--

Example 4 Solve $2x^2 - 5x - 12 = 0$

$b = -5, ac = -24$ <p>So $2x^2 - 8x + 3x - 12 = 0$</p> $2x(x - 4) + 3(x - 4) = 0$ $(x - 4)(2x + 3) = 0$ <p>So $(x - 4) = 0$ or $(2x + 3) = 0$</p> $x = 4 \text{ or } x = -\frac{3}{2}$	<ol style="list-style-type: none"> 1 Factorise the quadratic equation. Work out the two factors of $ac = -24$ which add to give you $b = -5$. (-8 and 3) 2 Rewrite the b term ($-5x$) using these two factors. 3 Factorise the first two terms and the last two terms. 4 $(x - 4)$ is a factor of both terms. 5 When two values multiply to make zero, at least one of the values must be zero. 6 Solve these two equations.
---	---

Practice**1** Solve

a $6x^2 + 4x = 0$

b $28x^2 - 21x = 0$

c $x^2 + 7x + 10 = 0$

d $x^2 - 5x + 6 = 0$

e $x^2 - 3x - 4 = 0$

f $x^2 + 3x - 10 = 0$

g $x^2 - 10x + 24 = 0$

h $x^2 - 36 = 0$

i $x^2 + 3x - 28 = 0$

j $x^2 - 6x + 9 = 0$

k $2x^2 - 7x - 4 = 0$

l $3x^2 - 13x - 10 = 0$

2 Solve

a $x^2 - 3x = 10$

b $x^2 - 3 = 2x$

c $x^2 + 5x = 24$

d $x^2 - 42 = x$

e $x(x + 2) = 2x + 25$

f $x^2 - 30 = 3x - 2$

g $x(3x + 1) = x^2 + 15$

h $3x(x - 1) = 2(x + 1)$

2.1 Using the formula

Key points

- Any quadratic equation of the form $ax^2 + bx + c = 0$ can be solved using the formula

$$x = \frac{-b \pm \sqrt{b^2 - 4ac}}{2a}$$

- If $b^2 - 4ac$ is negative, then the quadratic equation does not have any real solutions.
- It is useful to write down the formula before substituting the values for a , b and c .

Examples

Example 7 Solve $x^2 + 6x + 4 = 0$. Give your solutions in surd form.

$a = 1, b = 6, c = 4$ $x = \frac{-b \pm \sqrt{b^2 - 4ac}}{2a}$ $x = \frac{-6 \pm \sqrt{6^2 - 4(1)(4)}}{2(1)}$ $x = \frac{-6 \pm \sqrt{20}}{2}$ $x = \frac{-6 \pm 2\sqrt{5}}{2}$ $x = -3 \pm \sqrt{5}$ <p>So $x = -3 - \sqrt{5}$ or $x = \sqrt{5} - 3$</p>	<ol style="list-style-type: none">Identify a, b and c and write down the formula. Remember that $-b \pm \sqrt{b^2 - 4ac}$ is all over $2a$, not just part of it.Substitute $a = 1$, $b = 6$, $c = 4$ into the formula.Simplify. The denominator is 2, but this is only because $a = 1$. The denominator will not always be 2.Simplify $\sqrt{20}$. $\sqrt{20} = \sqrt{4 \times 5} = \sqrt{4} \times \sqrt{5} = 2\sqrt{5}$Simplify by dividing numerator and denominator by 2.Write down both the solutions.
---	---

Example 8 Solve $3x^2 - 7x - 2 = 0$. Give your solutions in surd form.

$a = 3, b = -7, c = -2$ $x = \frac{-b \pm \sqrt{b^2 - 4ac}}{2a}$ $x = \frac{-(-7) \pm \sqrt{(-7)^2 - 4(3)(-2)}}{2(3)}$ $x = \frac{7 \pm \sqrt{73}}{6}$ <p>So $x = \frac{7 - \sqrt{73}}{6}$ or $x = \frac{7 + \sqrt{73}}{6}$</p>	<ol style="list-style-type: none">Identify a, b and c, making sure you get the signs right and write down the formula. Remember that $-b \pm \sqrt{b^2 - 4ac}$ is all over $2a$, not just part of it.Substitute $a = 3$, $b = -7$, $c = -2$ into the formula.Simplify. The denominator is 6 when $a = 3$. A common mistake is to always write a denominator of 2.Write down both the solutions.
---	---

Practice

1 Solve, giving your solutions in surd form.

a $3x^2 + 6x + 2 = 0$

b $2x^2 - 4x - 7 = 0$

2 Solve the equation $x^2 - 7x + 2 = 0$

Give your solutions in the form $\frac{a \pm \sqrt{b}}{c}$, where a , b and c are integers.

3 Solve $10x^2 + 3x + 3 = 5$

Give your solution in surd form.

Extend

4 Choose an appropriate method to solve each quadratic equation, giving your answer in surd form when necessary.

a $4x(x - 1) = 3x - 2$

b $10 = (x + 1)^2$

c $x(3x - 1) = 10$

3 Simultaneous Equations

3.1 Linear - Elimination

Key points

- Two equations are simultaneous when they are both true at the same time.
- Solving simultaneous linear equations in two unknowns involves finding the value of each unknown which works for both equations.
- Make sure that the coefficient of one of the unknowns is the same in both equations.
- Eliminate this equal unknown by either subtracting or adding the two equations.

Examples

Example 1 Solve the simultaneous equations $3x + y = 5$ and $x + y = 1$

$\begin{array}{r} 3x + y = 5 \\ - \quad x + y = 1 \\ \hline 2x \quad = 4 \\ \text{So } x = 2 \end{array}$ <p>Using $x + y = 1$ $2 + y = 1$ So $y = -1$</p> <p>Check: equation 1: $3 \times 2 + (-1) = 5$ YES equation 2: $2 + (-1) = 1$ YES</p>	<ol style="list-style-type: none">1 Subtract the second equation from the first equation to eliminate the y term.2 To find the value of y, substitute $x = 2$ into one of the original equations.3 Substitute the values of x and y into both equations to check your answers.
--	---

Example 2 Solve $x + 2y = 13$ and $5x - 2y = 5$ simultaneously.

$\begin{array}{r} x + 2y = 13 \\ + \quad 5x - 2y = 5 \\ \hline 6x \quad = 18 \\ \text{So } x = 3 \end{array}$ <p>Using $x + 2y = 13$ $3 + 2y = 13$ So $y = 5$</p> <p>Check: equation 1: $3 + 2 \times 5 = 13$ YES equation 2: $5 \times 3 - 2 \times 5 = 5$ YES</p>	<ol style="list-style-type: none">1 Add the two equations together to eliminate the y term.2 To find the value of y, substitute $x = 3$ into one of the original equations.3 Substitute the values of x and y into both equations to check your answers.
--	---

Example 3 Solve $2x + 3y = 2$ and $5x + 4y = 12$ simultaneously.

$\begin{array}{r} (2x + 3y = 2) \times 4 \rightarrow 8x + 12y = 8 \\ (5x + 4y = 12) \times 3 \rightarrow \underline{15x + 12y = 36} \\ 7x = 28 \end{array}$ <p>So $x = 4$</p> <p>Using $2x + 3y = 2$ $2 \times 4 + 3y = 2$ So $y = -2$</p> <p>Check: equation 1: $2 \times 4 + 3 \times (-2) = 2$ YES equation 2: $5 \times 4 + 4 \times (-2) = 12$ YES</p>	<p>1 Multiply the first equation by 4 and the second equation by 3 to make the coefficient of y the same for both equations. Then subtract the first equation from the second equation to eliminate the y term.</p> <p>2 To find the value of y, substitute $x = 4$ into one of the original equations.</p> <p>3 Substitute the values of x and y into both equations to check your answers.</p>
---	---

Practice

Solve these simultaneous equations.

1 $4x + y = 8$
 $x + y = 5$

2 $3x + y = 7$
 $3x + 2y = 5$

3 $4x + y = 3$
 $3x - y = 11$

4 $3x + 4y = 7$
 $x - 4y = 5$

5 $2x + y = 11$
 $x - 3y = 9$

6 $2x + 3y = 11$
 $3x + 2y = 4$

3.2 Linear – Substitution

Key points

- The substitution method is the method most commonly used for A level. This is because it is the method used to solve linear and quadratic simultaneous equations.

Examples

Example 1 Solve the simultaneous equations $y = 2x + 1$ and $5x + 3y = 14$

$5x + 3(2x + 1) = 14$ $5x + 6x + 3 = 14$ $11x + 3 = 14$ $11x = 11$ $\text{So } x = 1$ $\text{Using } y = 2x + 1$ $y = 2 \times 1 + 1$ $\text{So } y = 3$ Check: equation 1: $3 = 2 \times 1 + 1$ YES equation 2: $5 \times 1 + 3 \times 3 = 14$ YES	<ol style="list-style-type: none">1 Substitute $2x + 1$ for y into the second equation.2 Expand the brackets and simplify.3 Work out the value of x.4 To find the value of y, substitute $x = 1$ into one of the original equations.5 Substitute the values of x and y into both equations to check your answers.
---	--

Example 2 Solve $2x - y = 16$ and $4x + 3y = -3$ simultaneously.

$y = 2x - 16$ $4x + 3(2x - 16) = -3$ $4x + 6x - 48 = -3$ $10x - 48 = -3$ $10x = 45$ $\text{So } x = 4\frac{1}{2}$ $\text{Using } y = 2x - 16$ $y = 2 \times 4\frac{1}{2} - 16$ $\text{So } y = -7$ Check: equation 1: $2 \times 4\frac{1}{2} - (-7) = 16$ YES equation 2: $4 \times 4\frac{1}{2} + 3 \times (-7) = -3$ YES	<ol style="list-style-type: none">1 Rearrange the first equation.2 Substitute $2x - 16$ for y into the second equation.3 Expand the brackets and simplify.4 Work out the value of x.5 To find the value of y, substitute $x = 4\frac{1}{2}$ into one of the original equations.6 Substitute the values of x and y into both equations to check your answers.
--	--

Practice

Solve these simultaneous equations.

1 $y = x - 4$
 $2x + 5y = 43$

2 $y = 2x - 3$
 $5x - 3y = 11$

3 $2y = 4x + 5$
 $9x + 5y = 22$

4 $2x = y - 2$
 $8x - 5y = -11$

5 $3x + 4y = 8$
 $2x - y = -13$

6 $3y = 4x - 7$
 $2y = 3x - 4$

7 $3x = y - 1$
 $2y - 2x = 3$

8 $3x + 2y + 1 = 0$
 $4y = 8 - x$

Extend

9 Solve the simultaneous equations $3x + 5y - 20 = 0$ and $2(x + y) = \frac{3(y-x)}{4}$.

3.3 Linear and Quadratic

Key points

- Make one of the unknowns the subject of the linear equation (rearranging where necessary).
- Use the linear equation to substitute into the quadratic equation.
- There are usually two pairs of solutions.

Examples

Example 1 Solve the simultaneous equations $y = x + 1$ and $x^2 + y^2 = 13$

$x^2 + (x + 1)^2 = 13$ $x^2 + x^2 + x + x + 1 = 13$ $2x^2 + 2x + 1 = 13$ $2x^2 + 2x - 12 = 0$ $(2x - 4)(x + 3) = 0$ <p>So $x = 2$ or $x = -3$</p> <p>Using $y = x + 1$ When $x = 2$, $y = 2 + 1 = 3$ When $x = -3$, $y = -3 + 1 = -2$</p> <p>So the solutions are $x = 2, y = 3$ and $x = -3, y = -2$</p> <p>Check: equation 1: $3 = 2 + 1$ YES and $-2 = -3 + 1$ YES equation 2: $2^2 + 3^2 = 13$ YES and $(-3)^2 + (-2)^2 = 13$ YES</p>	<ol style="list-style-type: none">1 Substitute $x + 1$ for y into the second equation.2 Expand the brackets and simplify.3 Factorise the quadratic equation.4 Work out the values of x.5 To find the value of y, substitute both values of x into one of the original equations.6 Substitute both pairs of values of x and y into both equations to check your answers.
--	---

Example 2 Solve $2x + 3y = 5$ and $2y^2 + xy = 12$ simultaneously.

$x = \frac{5-3y}{2}$ $2y^2 + \left(\frac{5-3y}{2}\right)y = 12$ $2y^2 + \frac{5y - 3y^2}{2} = 12$ $4y^2 + 5y - 3y^2 = 24$ $y^2 + 5y - 24 = 0$ $(y+8)(y-3) = 0$ <p>So $y = -8$ or $y = 3$</p> <p>Using $2x + 3y = 5$ When $y = -8$, $2x + 3 \times (-8) = 5$, $x = 14.5$ When $y = 3$, $2x + 3 \times 3 = 5$, $x = -2$</p> <p>So the solutions are $x = 14.5$, $y = -8$ and $x = -2$, $y = 3$</p> <p>Check: equation 1: $2 \times 14.5 + 3 \times (-8) = 5$ YES and $2 \times (-2) + 3 \times 3 = 5$ YES equation 2: $2 \times (-8)^2 + 14.5 \times (-8) = 12$ YES and $2 \times (3)^2 + (-2) \times 3 = 12$ YES</p>	<ol style="list-style-type: none"> 1 Rearrange the first equation. 2 Substitute $\frac{5-3y}{2}$ for x into the second equation. Notice how it is easier to substitute for x than for y. 3 Expand the brackets and simplify. 4 Factorise the quadratic equation. 5 Work out the values of y. 6 To find the value of x, substitute both values of y into one of the original equations. 7 Substitute both pairs of values of x and y into both equations to check your answers.
---	--

Practice

Solve these simultaneous equations.

1 $y = 2x + 1$
 $x^2 + y^2 = 10$

2 $y = 6 - x$
 $x^2 + y^2 = 20$

3 $y = x - 3$
 $x^2 + y^2 = 5$

4 $y = 9 - 2x$
 $x^2 + y^2 = 17$

5 $y = 3x - 5$
 $y = x^2 - 2x + 1$

6 $y = x - 5$
 $y = x^2 - 5x - 12$

7 $y = x + 5$
 $x^2 + y^2 = 25$

8 $y = 2x - 1$
 $x^2 + xy = 24$

9 $y = 2x$
 $y^2 - xy = 8$

10 $2x + y = 11$
 $xy = 15$

Extend

11 $x - y = 1$
 $x^2 + y^2 = 3$

12 $y - x = 2$
 $x^2 + xy = 3$

4 Linear inequalities

Key points

- Solving linear inequalities uses similar methods to those for solving linear equations.
- When you multiply or divide an inequality by a negative number you need to reverse the inequality sign, e.g. $<$ becomes $>$.

Examples

Example 1 Solve $-8 \leq 4x < 16$

$-8 \leq 4x < 16$ $-2 \leq x < 4$	Divide all three terms by 4.
--------------------------------------	------------------------------

Example 2 Solve $4 \leq 5x < 10$

$4 \leq 5x < 10$ $\frac{4}{5} \leq x < 2$	Divide all three terms by 5.
--	------------------------------

Example 3 Solve $2x - 5 < 7$

$2x - 5 < 7$ $2x < 12$ $x < 6$	<ol style="list-style-type: none">1 Add 5 to both sides.2 Divide both sides by 2.
--------------------------------------	--

Example 4 Solve $2 - 5x \geq -8$

$2 - 5x \geq -8$ $-5x \geq -10$ $x \leq 2$	<ol style="list-style-type: none">1 Subtract 2 from both sides.2 Divide both sides by -5. Remember to reverse the inequality when dividing by a negative number.
--	--

Example 5 Solve $4(x - 2) > 3(9 - x)$

$4(x - 2) > 3(9 - x)$ $4x - 8 > 27 - 3x$ $7x - 8 > 27$ $7x > 35$ $x > 5$	<ol style="list-style-type: none">1 Expand the brackets.2 Add $3x$ to both sides.3 Add 8 to both sides.4 Divide both sides by 7.
--	--

Practice

1 Solve these inequalities.

a $4x > 16$

b $5x - 7 \leq 3$

c $1 \geq 3x + 4$

d $5 - 2x < 12$

e $\frac{x}{2} \geq 5$

f $8 < 3 - \frac{x}{3}$

2 Solve these inequalities.

a $\frac{x}{5} < -4$

b $10 \geq 2x + 3$

c $7 - 3x > -5$

3 Solve

a $2 - 4x \geq 18$

b $3 \leq 7x + 10 < 45$

c $6 - 2x \geq 4$

d $4x + 17 < 2 - x$

e $4 - 5x < -3x$

f $-4x \geq 24$

4 Solve these inequalities.

a $3t + 1 < t + 6$

b $2(3n - 1) \geq n + 5$

5 Solve.

a $3(2 - x) > 2(4 - x) + 4$

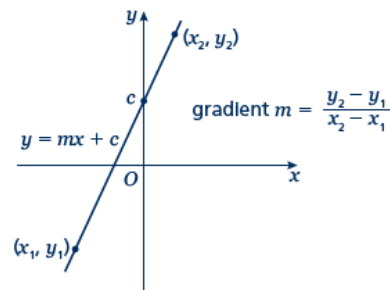
b $5(4 - x) > 3(5 - x) + 2$

Extend

6 Find the set of values of x for which $2x + 1 > 11$ and $4x - 2 > 16 - 2x$.

5 Straight line Graphs

5.1 Equations



Key points

- A straight line has the equation $y = mx + c$, where m is the gradient and c is the y -intercept
- The equation of a straight line can be written in the form $ax + by + c = 0$, where a , b and c are integers.
- When given the coordinates (x_1, y_1) and (x_2, y_2) of two points on a line the gradient is calculated using the formula $m = \frac{y_2 - y_1}{x_2 - x_1}$

Examples

Example 1 A straight line has gradient $-\frac{1}{2}$ and y -intercept 3.

Write the equation of the line in the form $ax + by + c = 0$.

$m = -\frac{1}{2} \text{ and } c = 3$ $\text{So } y = -\frac{1}{2}x + 3$ $\frac{1}{2}x + y - 3 = 0$ $x + 2y - 6 = 0$	<ol style="list-style-type: none"> 1 A straight line has equation $y = mx + c$. Substitute the gradient and y-intercept given in the question into this equation. 2 Rearrange the equation so all the terms are on one side and 0 is on the other side. 3 Multiply both sides by 2 to eliminate the denominator.
--	---

Example 2 Find the gradient and the y -intercept of the line with the equation $3y - 2x + 4 = 0$.

$3y - 2x + 4 = 0$ $3y = 2x - 4$ $y = \frac{2}{3}x - \frac{4}{3}$ $\text{Gradient} = m = \frac{2}{3}$ $\text{y-intercept} = c = -\frac{4}{3}$	<ol style="list-style-type: none"> 1 Make y the subject of the equation. 2 Divide all the terms by three to get the equation in the form $y = \dots$ 3 In the form $y = mx + c$, the gradient is m and the y-intercept is c.
--	---

Example 3 Find the equation of the line which passes through the point $(5, 13)$ and has gradient 3.

$m = 3$ $y = 3x + c$ $13 = 3 \times 5 + c$ $13 = 15 + c$ $c = -2$ $y = 3x - 2$	<ol style="list-style-type: none"> 1 Substitute the gradient given in the question into the equation of a straight line $y = mx + c$. 2 Substitute the coordinates $x = 5$ and $y = 13$ into the equation. 3 Simplify and solve the equation. 4 Substitute $c = -2$ into the equation $y = 3x + c$
--	---

Example 4 Find the equation of the line passing through the points with coordinates (2, 4) and (8, 7).

$x_1 = 2, x_2 = 8, y_1 = 4 \text{ and } y_2 = 7$ $m = \frac{y_2 - y_1}{x_2 - x_1} = \frac{7 - 4}{8 - 2} = \frac{3}{6} = \frac{1}{2}$ $y = \frac{1}{2}x + c$ $4 = \frac{1}{2} \times 2 + c$ $c = 3$ $y = \frac{1}{2}x + 3$	<p>1 Substitute the coordinates into the equation $m = \frac{y_2 - y_1}{x_2 - x_1}$ to work out the gradient of the line.</p> <p>2 Substitute the gradient into the equation of a straight line $y = mx + c$.</p> <p>3 Substitute the coordinates of either point into the equation.</p> <p>4 Simplify and solve the equation.</p> <p>5 Substitute $c = 3$ into the equation $y = \frac{1}{2}x + c$</p>
---	--

Practice

1 Find the gradient and the y -intercept of the following equations.

a $y = 3x + 5$

b $y = -\frac{1}{2}x - 7$

c $2y = 4x - 3$

d $x + y = 5$

e $2x - 3y - 7 = 0$

f $5x + y - 4 = 0$

2 Find, in the form $ax + by + c = 0$ where a , b and c are integers, an equation for each of the lines with the following gradients and y -intercepts.

a gradient $-\frac{1}{2}$, y -intercept -7

b gradient 2 , y -intercept 0

c gradient $\frac{2}{3}$, y -intercept 4

d gradient -1.2 , y -intercept -2

3 Write an equation for the line which passes through the point (2, 5) and has gradient 4.

4 Write an equation for the line which passes through the point (6, 3) and has gradient $-\frac{2}{3}$

5 Write an equation for the line passing through each of the following pairs of points.

a (4, 5), (10, 17)

b (0, 6), (-4, 8)

c (-1, -7), (5, 23)

d (3, 10), (4, 7)

Extend

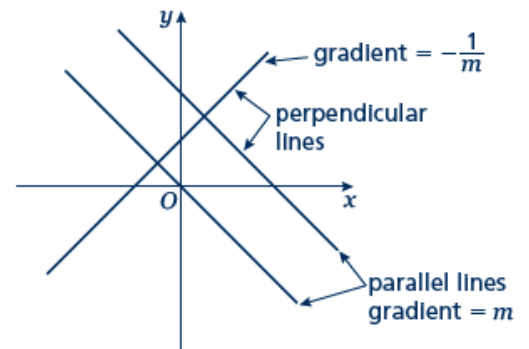
6 The equation of a line is $2y + 3x - 6 = 0$.

Write as much information as possible about this line.

5.2 Parallel and Perpendicular

Key points

- When lines are parallel they have the same gradient.
- A line perpendicular to the line with equation $y = mx + c$ has gradient $-\frac{1}{m}$.



Examples

Example 1 Find the equation of the line parallel to $y = 2x + 4$ which passes through the point $(4, 9)$.

$y = 2x + 4$ $m = 2$ $y = 2x + c$ $9 = 2 \times 4 + c$ $9 = 8 + c$ $c = 1$ $y = 2x + 1$	<ol style="list-style-type: none"> 1 As the lines are parallel they have the same gradient. 2 Substitute $m = 2$ into the equation of a straight line $y = mx + c$. 3 Substitute the coordinates into the equation $y = 2x + c$ 4 Simplify and solve the equation. 5 Substitute $c = 1$ into the equation $y = 2x + c$
---	--

Example 2 Find the equation of the line perpendicular to $y = 2x - 3$ which passes through the point $(-2, 5)$.

$y = 2x - 3$ $m = 2$ $-\frac{1}{m} = -\frac{1}{2}$ $y = -\frac{1}{2}x + c$ $5 = -\frac{1}{2} \times (-2) + c$ $5 = 1 + c$ $c = 4$ $y = -\frac{1}{2}x + 4$	<ol style="list-style-type: none"> 1 As the lines are perpendicular, the gradient of the perpendicular line is $-\frac{1}{m}$. 2 Substitute $m = -\frac{1}{2}$ into $y = mx + c$. 3 Substitute the coordinates $(-2, 5)$ into the equation $y = -\frac{1}{2}x + c$ 4 Simplify and solve the equation. 5 Substitute $c = 4$ into $y = -\frac{1}{2}x + c$.
--	--

Example 3 A line passes through the points (0, 5) and (9, -1).

Find the equation of the line which is perpendicular to the line and passes through its midpoint.

$x_1 = 0, x_2 = 9, y_1 = 5 \text{ and } y_2 = -1$ $m = \frac{y_2 - y_1}{x_2 - x_1} = \frac{-1 - 5}{9 - 0}$ $= \frac{-6}{9} = -\frac{2}{3}$ $-\frac{1}{m} = \frac{3}{2}$ $y = \frac{3}{2}x + c$ $\text{Midpoint} = \left(\frac{0+9}{2}, \frac{5+(-1)}{2} \right) =$ $\left(\frac{9}{2}, 2 \right)$ $2 = \frac{3}{2} \times \frac{9}{2} + c$ $c = -\frac{19}{4}$ $y = \frac{3}{2}x - \frac{19}{4}$	<ol style="list-style-type: none"> 1 Substitute the coordinates into the equation $m = \frac{y_2 - y_1}{x_2 - x_1}$ to work out the gradient of the line. 2 As the lines are perpendicular, the gradient of the perpendicular line is $-\frac{1}{m}$. 3 Substitute the gradient into the equation $y = mx + c$. 4 Work out the coordinates of the midpoint of the line. 5 Substitute the coordinates of the midpoint into the equation. 6 Simplify and solve the equation. 7 Substitute $c = -\frac{19}{4}$ into the equation $y = \frac{3}{2}x + c$.
--	--

Practice

1 Find the equation of the line parallel to each of the given lines and which passes through each of the given points.

a $y = 3x + 1$ (3, 2)

b $y = 3 - 2x$ (1, 3)

c $2x + 4y + 3 = 0$ (6, -3)

d $2y - 3x + 2 = 0$ (8, 20)

2 Find the equation of the line perpendicular to $y = \frac{1}{2}x - 3$ which passes through the point (-5, 3).

3 Find the equation of the line perpendicular to each of the given lines and which passes through each of the given points.

a $y = 2x - 6$ (4, 0)

b $y = -\frac{1}{3}x + \frac{1}{2}$ (2, 13)

c $x - 4y - 4 = 0$ (5, 15)

d $5y + 2x - 5 = 0$ (6, 7)

4 In each case find an equation for the line passing through the origin which is also perpendicular to the line joining the two points given.

a $(4, 3), (-2, -9)$

b $(0, 3), (-10, 8)$

Extend

5 Work out whether these pairs of lines are parallel, perpendicular or neither.

a $y = 2x + 3$
 $y = 2x - 7$

b $y = 3x$
 $2x + y - 3 = 0$

c $y = 4x - 3$
 $4y + x = 2$

d $3x - y + 5 = 0$
 $x + 3y = 1$

e $2x + 5y - 1 = 0$
 $y = 2x + 7$

f $2x - y = 6$
 $6x - 3y + 3 = 0$

6 The straight line L_1 passes through the points A and B with coordinates $(-4, 4)$ and $(2, 1)$, respectively.

a Find the equation of L_1 in the form $ax + by + c = 0$

The line L_2 is parallel to the line L_1 and passes through the point C with coordinates $(-8, 3)$.

b Find the equation of L_2 in the form $ax + by + c = 0$

The line L_3 is perpendicular to the line L_1 and passes through the origin.

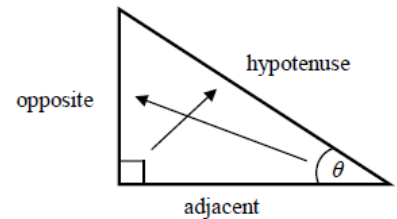
c Find an equation of L_3

6 Trigonometry

6.1 Right-angled

Key points

- In a right-angled triangle:
 - the side opposite the right angle is called the hypotenuse
 - the side opposite the angle θ is called the opposite
 - the side next to the angle θ is called the adjacent.

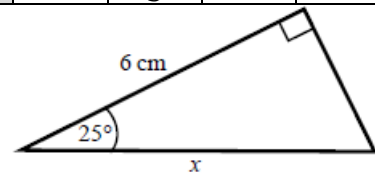


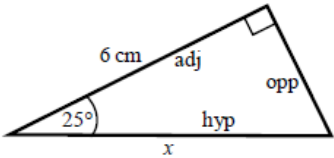
- In a right-angled triangle:
 - the ratio of the opposite side to the hypotenuse is the sine of angle θ , $\sin \theta = \frac{\text{opp}}{\text{hyp}}$
 - the ratio of the adjacent side to the hypotenuse is the cosine of angle θ , $\cos \theta = \frac{\text{adj}}{\text{hyp}}$
 - the ratio of the opposite side to the adjacent side is the tangent of angle θ , $\tan \theta = \frac{\text{opp}}{\text{adj}}$
- The sine, cosine and tangent of some angles may be written exactly.

	0	30°	45°	60°	90°
sin	0	$\frac{1}{2}$	$\frac{\sqrt{2}}{2}$	$\frac{\sqrt{3}}{2}$	1
cos	1	$\frac{\sqrt{3}}{2}$	$\frac{\sqrt{2}}{2}$	$\frac{1}{2}$	0
tan	0	$\frac{\sqrt{3}}{3}$	1	$\sqrt{3}$	

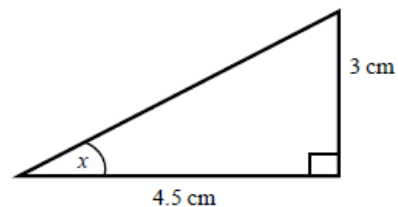
Examples

Example 1 Calculate the length of side x .
Give your answer correct to 3 significant figures.



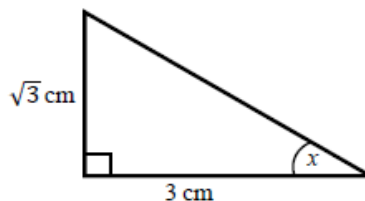
 $\cos \theta = \frac{\text{adj}}{\text{hyp}}$ $\cos 25^\circ = \frac{6}{x}$ $x = \frac{6}{\cos 25^\circ}$ $x = 6.620\ 267\ 5\dots$ $x = 6.62\ \text{cm}$	<ol style="list-style-type: none"> 1 Always start by labelling the sides. 2 You are given the adjacent and the hypotenuse so use the cosine ratio. 3 Substitute the sides and angle into the cosine ratio. 4 Rearrange to make x the subject. 5 Use your calculator to work out $6 \div \cos 25^\circ$. 6 Round your answer to 3 significant figures and write the units in your answer.
--	--

Example 2 Calculate the size of angle x .
Give your answer correct to 3 significant figures.



$\tan \theta = \frac{\text{opp}}{\text{adj}}$ $\tan x = \frac{3}{4.5}$ $x = \tan^{-1}\left(\frac{3}{4.5}\right)$ $x = 33.690\ 067\ 5\dots$ $x = 33.7^\circ$	<ol style="list-style-type: none"> 1 Always start by labelling the sides. 2 You are given the opposite and the adjacent so use the tangent ratio. 3 Substitute the sides and angle into the tangent ratio. 4 Use \tan^{-1} to find the angle. 5 Use your calculator to work out $\tan^{-1}(3 \div 4.5)$. 6 Round your answer to 3 significant figures and write the units in your answer.
---	---

Example 3 Calculate the exact size of angle x .

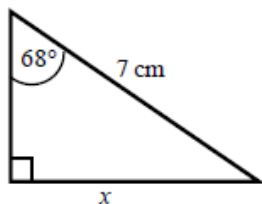


$\tan \theta = \frac{\text{opp}}{\text{adj}}$ $\tan x = \frac{\sqrt{3}}{3}$ $x = 30^\circ$	<ol style="list-style-type: none"> 1 Always start by labelling the sides. 2 You are given the opposite and the adjacent so use the tangent ratio. 3 Substitute the sides and angle into the tangent ratio. 4 Use the table from the key points to find the angle.
--	---

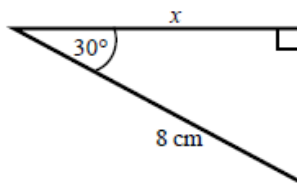
Practice

- 1 Calculate the length of the unknown side in each triangle.
Give your answers correct to 3 significant figures.

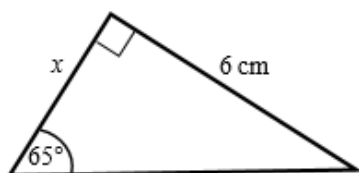
a



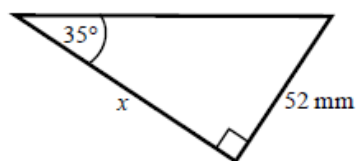
b



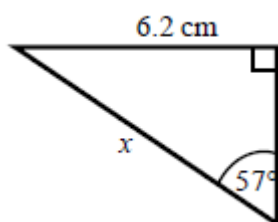
c



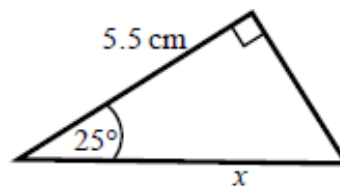
d



e

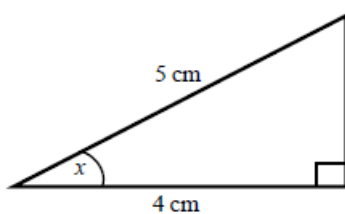


f

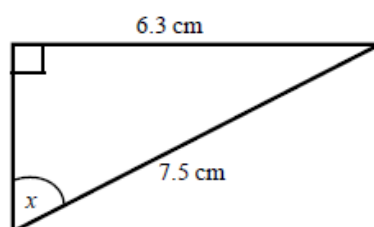


- 2 Calculate the size of angle x in each triangle.
Give your answers correct to 1 decimal place.

a



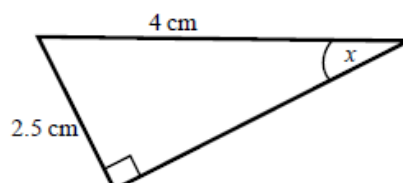
b



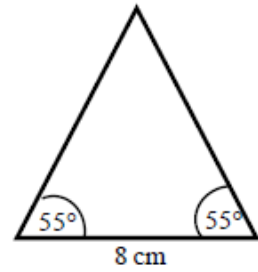
c



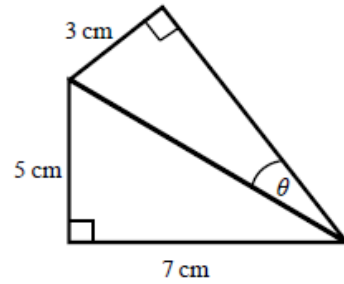
d



- 3 Work out the height of the isosceles triangle.
Give your answer correct to 3 significant figures.

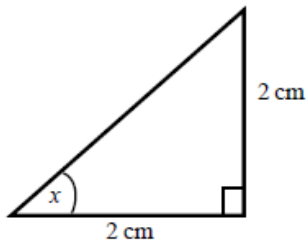


- 4 Calculate the size of angle θ .
Give your answer correct to 1 decimal place.

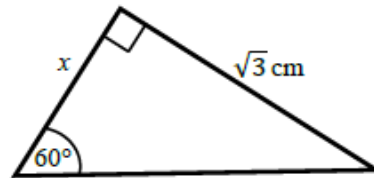


- 5 Find the exact value of x in each triangle.

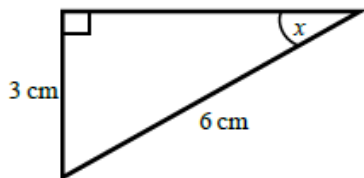
a



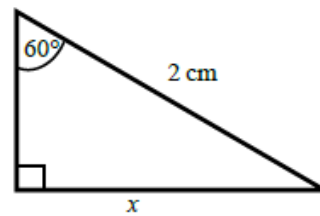
b



c



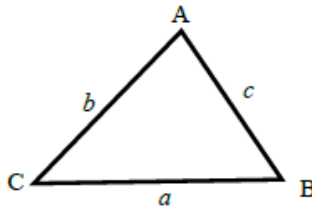
d



6.2 Cosine Rule

Key points

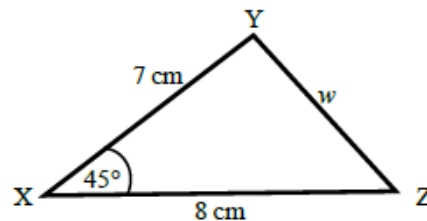
- a is the side opposite angle A .
- b is the side opposite angle B .
- c is the side opposite angle C .

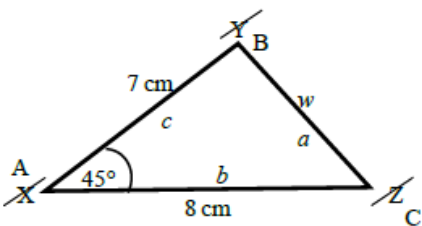


- You can use the cosine rule to find the length of a side when two sides and the included angle are given.
- To calculate an unknown side use the formula $a^2 = b^2 + c^2 - 2bc \cos A$.
- Alternatively, you can use the cosine rule to find an unknown angle if the lengths of all three sides are given.
- To calculate an unknown angle use the formula $\cos A = \frac{b^2 + c^2 - a^2}{2bc}$.

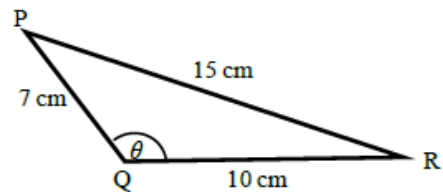
Examples

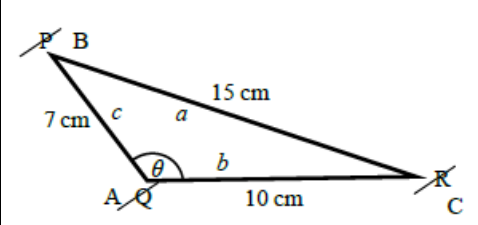
Example 4 Work out the length of side w .
Give your answer correct to 3 significant figures.



 $a^2 = b^2 + c^2 - 2bc \cos A$ $w^2 = 8^2 + 7^2 - 2 \times 8 \times 7 \times \cos 45^\circ$ $w^2 = 33.804\ 040\ 51\dots$ $w = \sqrt{33.80404051}$ $w = 5.81 \text{ cm}$	<ol style="list-style-type: none"> 1 Always start by labelling the angles and sides. 2 Write the cosine rule to find the side. 3 Substitute the values a, b and A into the formula. 4 Use a calculator to find w^2 and then w. 5 Round your final answer to 3 significant figures and write the units in your answer.
---	---

Example 5 Work out the size of angle θ .
Give your answer correct to 1 decimal place.

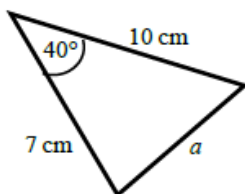


 $\cos A = \frac{b^2 + c^2 - a^2}{2bc}$ $\cos \theta = \frac{10^2 + 7^2 - 15^2}{2 \times 10 \times 7}$ $\cos \theta = \frac{-76}{140}$ $\theta = 122.878\ 349\dots$ $\theta = 122.9^\circ$	<ol style="list-style-type: none"> 1 Always start by labelling the angles and sides. 2 Write the cosine rule to find the angle. 3 Substitute the values a, b and c into the formula. 4 Use \cos^{-1} to find the angle. 5 Use your calculator to work out $\cos^{-1}(-76 \div 140)$. 6 Round your answer to 1 decimal place and write the units in your answer.
---	---

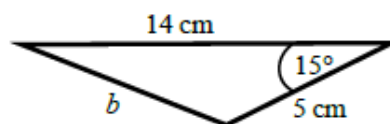
Practice

1 Work out the length of the unknown side in each triangle.
Give your answers correct to 3 significant figures.

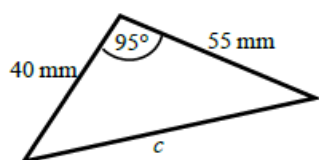
a



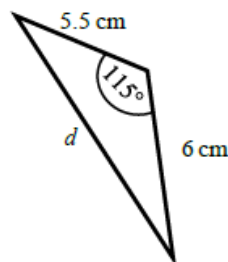
b



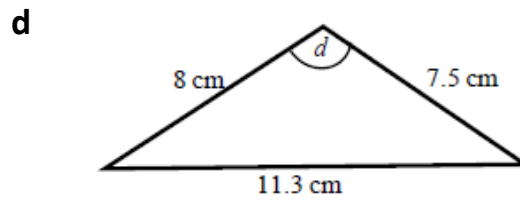
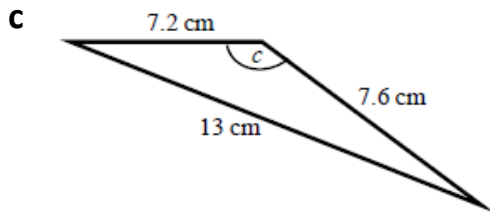
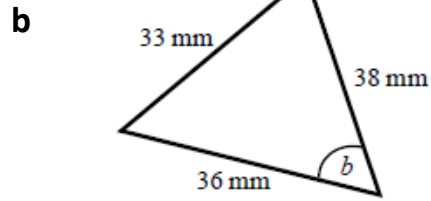
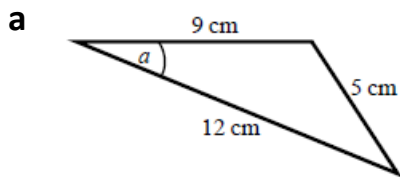
c



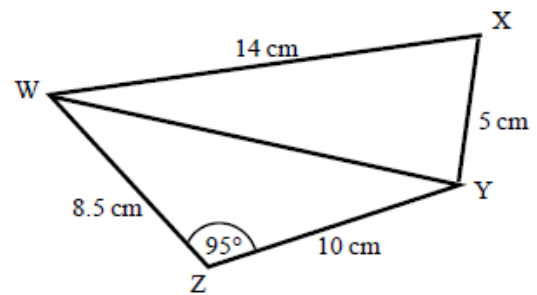
d



- 2 Calculate the angles labelled θ in each triangle.
Give your answer correct to 1 decimal place.



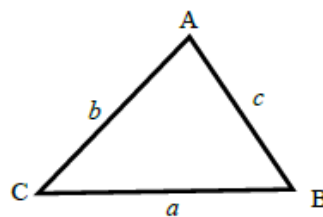
- 3 **a** Work out the length of WY.
Give your answer correct to 3 significant figures.
- b** Work out the size of angle WXY.
Give your answer correct to 1 decimal place.



6.3 Sine Rule

Key points

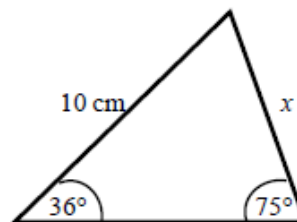
- a is the side opposite angle A .
 b is the side opposite angle B .
 c is the side opposite angle C .

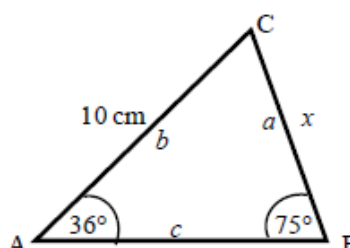


- You can use the sine rule to find the length of a side when its opposite angle and another opposite side and angle are given.
- To calculate an unknown side use the formula $\frac{a}{\sin A} = \frac{b}{\sin B} = \frac{c}{\sin C}$.
- Alternatively, you can use the sine rule to find an unknown angle if the opposite side and another opposite side and angle are given.
- To calculate an unknown angle use the formula $\frac{\sin A}{a} = \frac{\sin B}{b} = \frac{\sin C}{c}$.

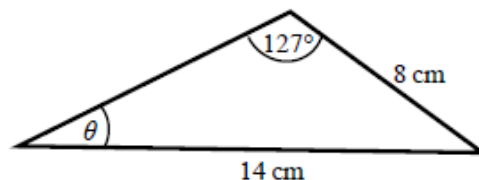
Examples

- Example 6** Work out the length of side x .
Give your answer correct to 3 significant figures.



 $\frac{a}{\sin A} = \frac{b}{\sin B}$ $\frac{x}{\sin 36^\circ} = \frac{10}{\sin 75^\circ}$ $x = \frac{10 \times \sin 36^\circ}{\sin 75^\circ}$ $x = 6.09 \text{ cm}$	<ol style="list-style-type: none">1 Always start by labelling the angles and sides.2 Write the sine rule to find the side.3 Substitute the values a, b, A and B into the formula.4 Rearrange to make x the subject.5 Round your answer to 3 significant figures and write the units in your answer.
--	--

Example 7 Work out the size of angle θ .
Give your answer correct to 1 decimal place.



$$\frac{\sin A}{a} = \frac{\sin B}{b}$$

$$\frac{\sin \theta}{8} = \frac{\sin 127^\circ}{14}$$

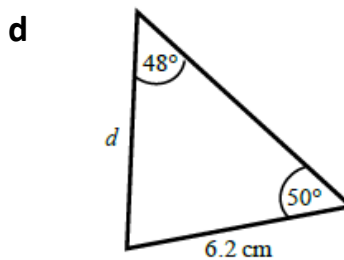
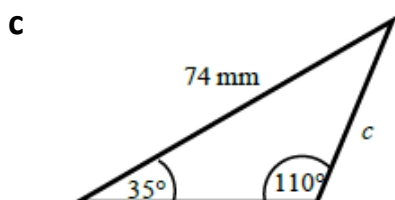
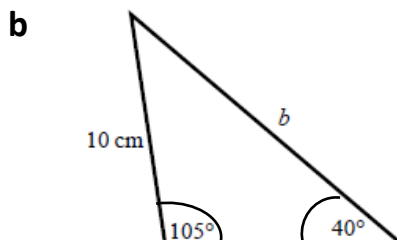
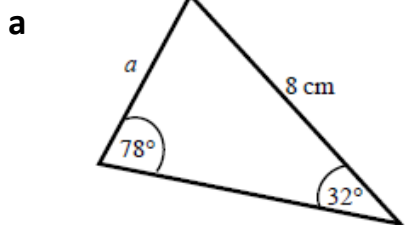
$$\sin \theta = \frac{8 \times \sin 127^\circ}{14}$$

$$\theta = 27.2^\circ$$

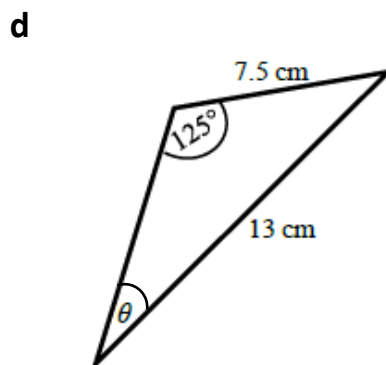
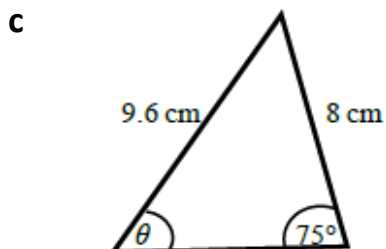
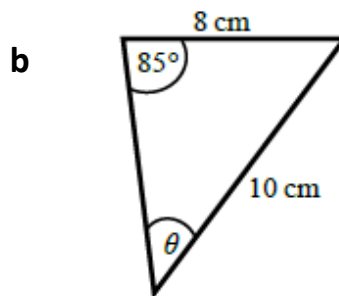
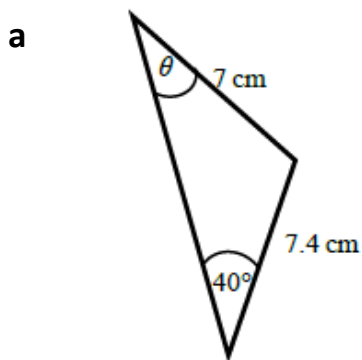
- 1 Always start by labelling the angles and sides.
- 2 Write the sine rule to find the angle.
- 3 Substitute the values a , b , A and B into the formula.
- 4 Rearrange to make $\sin \theta$ the subject.
- 5 Use \sin^{-1} to find the angle. Round your answer to 1 decimal place and write the units in your answer.

Practice

- 1 Find the length of the unknown side in each triangle.
Give your answers correct to 3 significant figures.

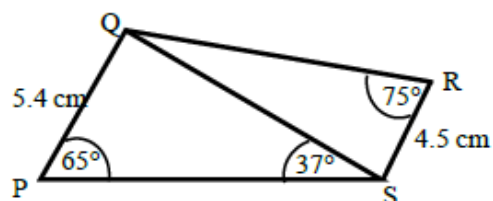


2 Calculate the angles labelled θ in each triangle. Give your answer correct to 1 decimal place.



3 a Work out the length of QS. Give your answer correct to 3 significant figures.

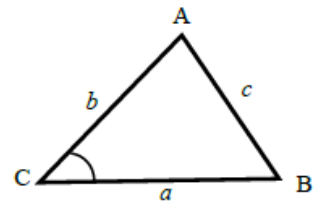
b Work out the size of angle RQS. Give your answer correct to 1 decimal place.



6.4 Area of a triangle

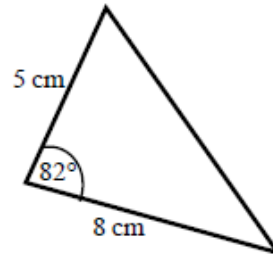
Key points

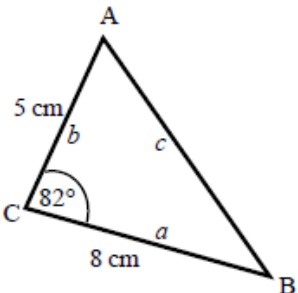
- a is the side opposite angle A . b is the side opposite angle B .
 c is the side opposite angle C .
- The area of the triangle is $\frac{1}{2}ab \sin C$.



Examples

Example 8 Find the area of the triangle.

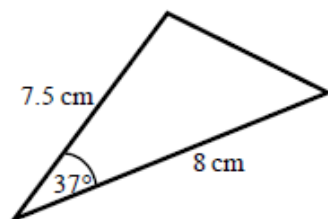


 <p>Area = $\frac{1}{2}ab \sin C$ Area = $\frac{1}{2} \times 8 \times 5 \times \sin 82^\circ$ Area = 19.805 361... Area = 19.8 cm²</p>	<ol style="list-style-type: none"> 1 Always start by labelling the sides and angles of the triangle. 2 State the formula for the area of a triangle. 3 Substitute the values of a, b and C into the formula for the area of a triangle. 4 Use a calculator to find the area. 5 Round your answer to 3 significant figures and write the units in your answer.
--	---

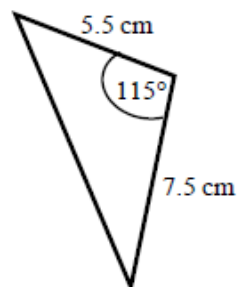
Practice

- 1 Work out the area of each triangle.
Give your answers correct to 3 significant figures.

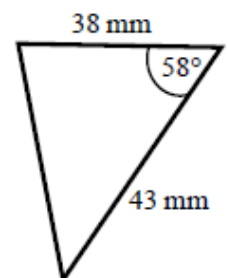
a



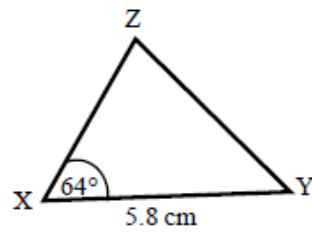
b



c

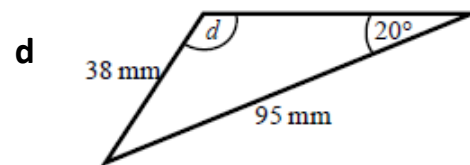
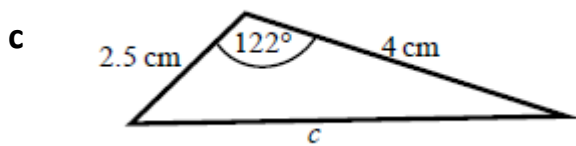
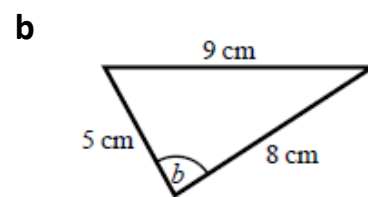
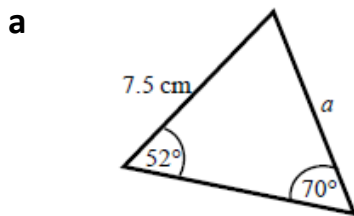


- 2 The area of triangle XYZ is 13.3 cm^2 .
Work out the length of XZ.

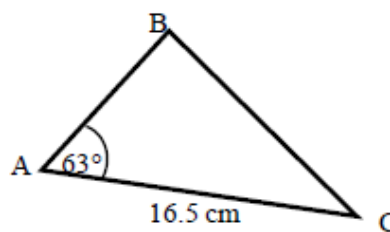


Extend

- 3 Find the size of each lettered angle or side.
Give your answers correct to 3 significant figures.



- 4 The area of triangle ABC is 86.7 cm^2 .
Work out the length of BC.
Give your answer correct to 3 significant figures.



3 a $(6x - 7y)(6x + 7y)$ b $(2x - 9y)(2x + 9y)$ c $2(3a - 10bc)(3a + 10bc)$

4 a $(x - 1)(2x + 3)$ b $(3x + 1)(2x + 5)$ c $(2x + 1)(x + 3)$

d $(3x - 1)(3x - 4)$ e $(5x + 3)(2x + 3)$ f $2(3x - 2)(2x - 5)$

5 a $\frac{2(x+2)}{x-1}$ b $\frac{x}{x-1}$ c $\frac{x+2}{x}$

d $\frac{x}{x+5}$ e $\frac{x+3}{x}$ f $\frac{x}{x-5}$

6 a $\frac{3x+4}{x+7}$ b $\frac{2x+3}{3x-2}$

c $\frac{2-5x}{2x-3}$ d $\frac{3x+1}{x+4}$

7 $(x + 5)$

8 $\frac{4(x+2)}{x-2}$

1.3 Laws of indices

1 a 1 b 1 c 1 d 1

2 a 7 b 4 c 5 d 2

3 a 125 b 32 c 343 d 8

4 a $\frac{1}{25}$ b $\frac{1}{64}$ c $\frac{1}{32}$ d $\frac{1}{36}$

5 a $\frac{3x^3}{2}$ b $5x^2$ c $3x$ d $\frac{y}{2x^2}$

e $y^{\frac{1}{2}}$ f c^{-3} g $2x^6$ h x

6 a $\frac{1}{2}$ b $\frac{1}{9}$ c $\frac{8}{3}$

d $\frac{1}{4}$ e $\frac{4}{3}$ f $\frac{16}{9}$

7 a x^{-1} b x^{-7} c $\frac{1}{x^4}$

d $x^{\frac{2}{5}}$

e $x^{-\frac{1}{3}}$

f $x^{\frac{2}{3}}$

8 a $\frac{1}{x^3}$

b 1

c $\sqrt[5]{x}$

d $\sqrt[5]{x^2}$

e $\frac{1}{\sqrt{x}}$

f $\frac{1}{\sqrt[4]{x^3}}$

9 a $5x^{\frac{1}{2}}$

b $2x^{-3}$

c $\frac{1}{3}x^{-4}$

d $2x^{\frac{1}{2}}$

e $4x^{-\frac{1}{3}}$

f $3x^0$

10 a $x^3 + x^{-2}$

b $x^3 + x$

c $x^{-2} + x^{-7}$

1.4 Surds

1 a $3\sqrt{5}$
e $10\sqrt{3}$

b $5\sqrt{5}$
f $2\sqrt{7}$

c $4\sqrt{3}$
g $6\sqrt{2}$

d $5\sqrt{7}$
h $9\sqrt{2}$

2 a $15\sqrt{2}$
e $6\sqrt{7}$

b $\sqrt{5}$
f $5\sqrt{3}$

c $3\sqrt{2}$

d $\sqrt{3}$

3 a -1

b $9 - \sqrt{3}$

c $10\sqrt{5} - 7$

d $26 - 4\sqrt{2}$

4 a $\frac{\sqrt{5}}{5}$

b $\frac{\sqrt{11}}{11}$

c $\frac{2\sqrt{7}}{7}$

d $\frac{\sqrt{2}}{2}$

e $\sqrt{2}$

f $\sqrt{5}$

g $\frac{\sqrt{3}}{3}$

h $\frac{1}{3}$

5 a $\frac{3 + \sqrt{5}}{4}$

b $\frac{2(4 - \sqrt{3})}{13}$

c $\frac{6(5 + \sqrt{2})}{23}$

6 $x - y$

7 a $3 + 2\sqrt{2}$

b $\frac{\sqrt{x} + \sqrt{y}}{x - y}$

2 Solving quadratic equations

2.1 Factorising

- 1 a $x = 0$ or $x = -\frac{2}{3}$ b $x = 0$ or $x = \frac{3}{4}$
c $x = -5$ or $x = -2$ d $x = 2$ or $x = 3$
e $x = -1$ or $x = 4$ f $x = -5$ or $x = 2$
g $x = 4$ or $x = 6$ h $x = -6$ or $x = 6$
i $x = -7$ or $x = 4$ j $x = 3$
k $x = -\frac{1}{2}$ or $x = 4$ l $x = -\frac{2}{3}$ or $x = 5$
- 2 a $x = -2$ or $x = 5$ b $x = -1$ or $x = 3$
c $x = -8$ or $x = 3$ d $x = -6$ or $x = 7$
e $x = -5$ or $x = 5$ f $x = -4$ or $x = 7$
g $x = -3$ or $x = 2\frac{1}{2}$ h $x = -\frac{1}{3}$ or $x = 2$

2.2 Using the Formula

- 1 a $x = -1 + \frac{\sqrt{3}}{3}$ or $x = -1 - \frac{\sqrt{3}}{3}$ b $x = 1 + \frac{3\sqrt{2}}{2}$ or $x = 1 - \frac{3\sqrt{2}}{2}$
- 2 $x = \frac{7 + \sqrt{41}}{2}$ or $x = \frac{7 - \sqrt{41}}{2}$
- 3 $x = \frac{-3 + \sqrt{89}}{20}$ or $x = \frac{-3 - \sqrt{89}}{20}$
- 4 a $x = \frac{7 + \sqrt{17}}{8}$ or $x = \frac{7 - \sqrt{17}}{8}$
b $x = -1 + \sqrt{10}$ or $x = -1 - \sqrt{10}$
c $x = -1\frac{2}{3}$ or $x = 2$

3 Simultaneous Equations

3.1 Linear - Elimination

- 1 $x = 1, y = 4$ 2 $x = 3, y = -2$
3 $x = 2, y = -5$ 4 $x = 3, y = -\frac{1}{2}$
5 $x = 6, y = -1$ 6 $x = -2, y = 5$

3.2 Linear - Substitution

1 $x = 9, y = 5$

2 $x = -2, y = -7$

3 $x = \frac{1}{2}, y = 3\frac{1}{2}$

4 $x = \frac{1}{2}, y = 3$

5 $x = -4, y = 5$

6 $x = -2, y = -5$

7 $x = \frac{1}{4}, y = 1\frac{3}{4}$

8 $x = -2, y = 2\frac{1}{2}$

9 $x = -2\frac{1}{2}, y = 5\frac{1}{2}$

3.3 Linear and Quadratic

1 $x = 1, y = 3$

2 $x = 2, y = 4$

3 $x = 1, y = -2$

$x = -\frac{9}{5}, y = -\frac{13}{5}$

$x = 4, y = 2$

$x = 2, y = -1$

4 $x = 4, y = 1$

5 $x = 3, y = 4$

6 $x = 7, y = 2$

$x = \frac{16}{5}, y = \frac{13}{5}$

$x = 2, y = 1$

$x = -1, y = -6$

7 $x = 0, y = 5$

8 $x = -\frac{8}{3}, y = -\frac{19}{3}$

9 $x = -2, y = -4$

$x = -5, y = 0$

$x = 3, y = 5$

$x = 2, y = 4$

10 $x = \frac{5}{2}, y = 6$

11 $x = \frac{1+\sqrt{5}}{2}, y = \frac{-1+\sqrt{5}}{2}$

12 $x = \frac{-1+\sqrt{7}}{2}, y = \frac{3+\sqrt{7}}{2}$

$x = 3, y = 5$

$x = \frac{1-\sqrt{5}}{2}, y = \frac{-1-\sqrt{5}}{2}$

$x = \frac{-1-\sqrt{7}}{2}, y = \frac{3-\sqrt{7}}{2}$

4 Linear inequalities

1 a $x > 4$

b $x \leq 2$

c $x \leq -1$

d $x > -\frac{7}{2}$

e $x \geq 10$

f $x < -15$

2 a $x < -20$

b $x \leq 3.5$

c $x < 4$

3 a $x \leq -4$

b $-1 \leq x < 5$

c $x \leq 1$

d $x < -3$

e $x > 2$

f $x \leq -6$

4 a $t < \frac{5}{2}$

b $n \geq \frac{7}{5}$

5 a $x < -6$

b $x < \frac{3}{2}$

6 $x > 5$ (which also satisfies $x > 3$)

6 Trigonometry

6.1 Right-angled

- 1 a 6.49 cm b 6.93 cm c 2.80 cm
d 74.3 mm e 7.39 cm f 6.07 cm
- 2 a 36.9° b 57.1° c 47.0° d 38.7°
- 3 5.71 cm
- 4 20.4°
- 5 a 45° b 1 cm c 30° d $\sqrt{3}$ cm

6.2 Cosine Rule

- 1 a 6.46 cm b 9.26 cm c 70.8 mm d 9.70 cm
- 2 a 22.2° b 52.9° c 122.9° d 93.6°
- 3 a 13.7 cm b 76.0°

6.3 Sine Rule

- 1 a 4.33 cm b 15.0 cm c 45.2 mm d 6.39 cm
- 2 a 42.8° b 52.8° c 53.6° d 28.2°
- 3 a 8.13 cm b 32.3°

6.4 Area of a triangle

- 1 a 18.1 cm² b 18.7 cm² c 693 mm²
- 2 5.10 cm
- 3 a 6.29 cm b 84.3° c 5.73 cm d 58.8°
- 4 15.3 cm

Hegarty Transition clips

Number

Topics	Clip Number	R	A	G
Indices, powers & roots				
Index form 1 (intro)	102			
Index form 2 (power of 0 & 1)	103			
Index form 3 (power of negative integers)	104			
Index form 4 (multiplying indices)	105			
Index form 5 (dividing indices)	106			
Index form 6 (power of power rule)	107			
Index form 7 (powers of unit fractions)	108			
Index form 8 (powers of non-unit fractions)	109			
Index form 9 (combination of rules)	110			
Multiplication & division with surds 1	113			
Multiplication & division with surds 2	114			
Simplifying surds	115			
Brackets involving surds 1	116			
Brackets involving surds 2	117			
Rationalising surds 1	118			
Rationalising surds 2	119			
Order of operations 3 (indices & roots)	120			

Algebra

Topics	Clip Number	R	A	G
Substitution				
Substitution 1	780			
Substitution 2	781			
Substitution 3	782			
Substitution 4	783			
Substitution 5	784			
Substitution 6	785			
Substitution 7	786			
Substitution 8	787			
Substitution (Equations of motion 1)	788			
Substitution (Equations of motion 2)	789			
Manipulating expressions				
Collecting like terms 2	157			
Simplifying expressions involving multiplication	158			
Simplifying expressions involving division	159			
Expand two single brackets & simplify	161			
Expand double brackets 1	162			
Expand double brackets 2	163			
Expand double brackets 3	164			
Expand brackets (difference of two squares)	165			
Expand triple brackets	166			
HCF of algebraic expressions	167			
Factorise simple expressions 1	168			
Factorise simple expressions 2	169			
Simplifying expressions by factorising 1	170			
Simplifying expressions by factorising 2	171			

Topics	Clip Number	R	A	G
Expressions with algebraic fractions	172			
Indices with algebraic expressions 1	173			
Indices with algebraic expressions 2	174			
Indices with algebraic expressions 3	175			
Linear equations				
Solve 1 step equations (balance method)	178			
Solve 2 step equations (involving multiplication)	179			
Solve 2 step equations (involving division)	180			
Solve 2 step equations (x on denominator)	181			
Solve 2 step equations (x negative)	182			
Solve 3 step equations	183			
Solve equations with x on both sides 1	184			
Solve equations with x on both sides 2	185			
Solve equations with x on both sides 3	186			
Solve equations with algebraic fractions	187			
Setup & solve equations (in context)	188			
Simultaneous equations by elimination 4	193			
Simultaneous equations by substitution	194			
Simultaneous equations (in context)	195			
Linear sequences and graphs				
Midpoint of a line segment	200			
Gradient of a line segment 1	201			
Gradient of a line segment 2 (negative)	202			
Gradient of a line segment 3 (fractions)	203			
Gradient of a line segment 4 (summary)	204			
Straight line graphs 1	206			
Straight line graphs 2	207			
Straight line graphs 3	208			
Straight line graphs 4	209			
Straight line graphs 5	210			
Straight line graphs 6	211			
Straight line graphs 7	212			
Straight line graphs 8	213			
Straight line graphs (parallel)	214			
Straight line graphs (perpendicular) 1	215			
Straight line graphs (perpendicular) 2	216			
Straight line graphs (alternative way to define)	220			
Solving equations & straight lines	217			
Solving simultaneous equations using straight lines 1	218			
Solving simultaneous equations using straight lines 2	219			
Quadratics				
Factorise quadratic expressions 1	223			
Factorise quadratic expressions 2	224			
Factorise quadratic expressions 3	225			
Factorise quadratic expressions 4	226			
Factorise quadratic expressions 5	227			
Factorise quadratic expressions 6	228			
Simplify algebraic fractions (involving quadratics)	229			
Completing the square 1	235			
Completing the square 2	236			
Completing the square 3	237			
Using the discriminant	243			

Topics	Clip Number	R	A	G
Solving quadratic equations 1 (by factorising)	230			
Solving quadratic equations 2 (by factorising)	231			
Solving quadratic equations 3 (by factorising)	232			
Solving quadratic equations 4 (by factorising)	233			
Solving quadratic equations 5 (inverse operations)	234			
Solving by completing the square 1	238			
Solving by completing the square 2	239			
Solving using the quadratic formula 1	241			
Solving using the quadratic formula 2	242			
Quadratic equations from algebraic fractions	244			
Quadratic equations in context	245			
Simultaneous equations involving quadratics	246			
Find the y-intercept of a quadratic graph	252			
Find the x-intercept (roots) of a quadratic graph	253			
Find the line of symmetry of a quadratic graph	254			
Find the turning point of quadratic graphs 1	255			
Find the turning point of quadratic graphs 2	256			
Sketch a fully labelled quadratic graph	257			
The discriminant & quadratic graphs	258			
Simultaneous equations using graphs (quadratic & linear)	259			
Using a quadratic graph to solve a related quadratic equation	260			
Exponentials				
Manipulating powers 1	790			
Manipulating powers 2	791			
Manipulating powers 3	792			
Manipulating powers 4	793			
Manipulating powers 5	794			
Manipulating powers 6	795			
Exponential equations 1	796			
Exponential equations 2	797			
Exponential equations 3	798			
Harder exponential problems	799			
Exponential graphs (drawing)	302			
Exponential growth graphs	800			
Exponential decay graphs	801			
Points on exponential graphs 1	802			
Points on exponential graphs 2	803			
Real life exponential growth 1	804			
Real life exponential growth 2	805			
Real life exponential growth 3	806			
Real life exponential growth 4	807			
Real life exponential decay 1	808			
Real life exponential decay 2	809			
Real life exponential decay 3	810			
Real life exponential decay 4	811			
Circles				
Equation of a circle – centre origin 1	778			
Equation of a circle – centre origin 1	779			
Equation of a circle 1 (find centre and radius)	314			
Equation of a circle 2 (write equation)	315			
Equation of a circle 3 (location of points)	316			
Equation of a circle 4 (not standard form)	317			

Topics	Clip Number	R	A	G
Inequalities				
Integer solutions to inequalities	267			
Multiple inequalities on a number line	268			
Solve single linear inequalities 1 (positive x)	269			
Solve single linear inequalities 2 (negative x)	270			
Solve single linear inequalities 3 (difficult)	271			
Linear inequalities as graph regions 1	273			
Linear inequalities as graph regions 2	274			
Linear inequalities as graph regions 3	275			
Linear inequalities as graph regions 4	276			
Solving quadratic inequalities	277			
Formulae				
Change the subject of the formula 1 (1 step)	280			
Change the subject of the formula 2 (2 step)	281			
Change the subject of the formula 3 (negative x)	282			
Change the subject of the formula 4 (x on denominator)	283			
Change the subject of the formula 5 (x with powers)	284			
Change the subject of the formula 6 (x on both sides)	285			
Change the subject of the formula 7 (x on both sides/denominator)	286			
Important graphs				
Cubic graphs (recognising)	299			
Reciprocal graphs 1	300			
Reciprocal graphs 2	301			
Sine graph	303			
Cosine graph	304			
Tangent graph	305			
Sine, cosine, tangent summary	306			
Graph transformations				
Graph transformations 1 $f(x) \pm a$	307			
Graph transformations 2 $f(x \pm a)$	308			
Graph transformations 3 $af(x)$	309			
Graph transformations 4 $f(ax)$	310			
Graph transformations 5 $f(x)$	311			
Graph transformations 6 $f(x)$	312			
Graph transformations 7 (combined)	313			

Geometry and measures

Topics	Clip Number	R	A	G
Non-calculator trigonometry 1	845			
Non-calculator trigonometry 2	846			
Non-calculator trigonometry 3	847			
Non-calculator trigonometry 4	848			
Non-calculator trigonometry 5	849			
Non-calculator trigonometry 6	850			
Non-calculator trigonometry 7	851			
Non-calculator trigonometry (Problem solving 1)	852			
Non-calculator trigonometry (Problem solving 2)	853			