



# ¡Bienvenidos!



Information evening for the Spanish Language  
Immersion Trip

Sunday 21st June – Saturday 27th June 2026

Trip leader: Mrs J O'Reilly

ASPIRE | BELIEVE | SUCCEED



## Tonight's presentation:

- Staffing
- Key details
- Aims of the trip
- Logistics and passports
- Accommodation
- Itinerary
- What to pack
- Spending money
- Medical concerns
- Year 10 work experience info
- Questions



## Staff members:



Mrs J O'Reilly  
(Trip leader)



Mr B Paillier



Ms M Bartel



Mrs S Hurlow

Students will be put into a group with one of the teachers above – you must report to them throughout the trip for head counts/registers etc.




# Staff members:

When we meet at Nailsea school on Sunday 21st June, you must find and stand with your designated teacher. This teacher will also be the one who registers you after every event.



Mrs J O'Reilly  
(Trip leader)



Mr B Paillier



Ms M Bartel



Mrs S Hurlow

Sophie B  
Rosemary S  
Thomas S  
Huey HB  
Elliot W  
Isobel G  
Eve M  
Freija H  
Maisie R

Sam G  
Elliot M  
Molly P  
Sophie G  
Kasen M  
Sofia M  
Archer H  
Flo B  
Annabel B

Zach B  
Oscar B  
Mabel S  
Bay M  
Ewan B  
Noah B  
Chloe L  
Ruby O  
Amy M

Bella H  
Millie R  
Aurelia S  
Ada R  
Evangeline P  
Milo P  
Charlie H  
Lois C  
Enid W



## Key details:

- Sunday 21st June – Saturday 27<sup>th</sup> June
- Meet in Nailsea School carpark at 12:30 on Sunday 21st June
- Tour Operator: Voyager Travel
- Travel by coach to the Eurotunnel: Take the Shuttle to France
- Travel by coach to '*Mas Pages*' accommodation near Girona, Spain
- Return to UK via ferry from Calais to Dover
- Return to Nailsea School carpark at 14:30 on Saturday 27th June
- Emergency phone number to contact Mrs O'Reilly:

**+44 (0)7554 273303**



This mobile will be on **at all times** so please **only use in an emergency.**

Other emergency phone numbers if needed:-

Mr Colbourne (Nailsea School): 07772068106

Mas Pages Accommodation: +34 972 56 10 01

# Trip Aims

- **Experience a different culture and language**
- **Learn and practise Spanish**
- **Learn new skills and build confidence**
- **Learn about other stuff too!**
- **Have fun!**

# About the tour operator...

**Voyager School Travel specialises in educational school trips where students can learn, thrive and achieve their potential outside the classroom.**

***"We believe that every school trip should provide students with new experiences, learning activities and exposure to local culture with genuine educational benefit."***

***Over 35,000 students travel with us each year."***



***Your child's safety is our priority and we ensure the highest standards are met.***

- ✓ ABTA member
- ✓ ATOL and ABTOT financial protected
- ✓ School Travel Forum (STF) member
- ✓ Learning Outside the Classroom (LOtC) Quality Badge holder
- ✓ AAIAC Adventuremark holder
- ✓ Audited safety management system
- ✓ All accommodation audited



# Destination

We will be staying near a small village called *Sant Esteve de Guialbes* which is approximately 20 minutes drive outside of *Girona* in *Catalonia* based on *the Costa Brava* on the East Coast of Spain near the French border.

*Catalonia* is an autonomous community in northeastern Spain known for its distinct culture, language and rich history with Barcelona as its capital.

The *Costa Brava* (Wild Coast) is a scenic coastal region known for its rugged coastline, charming villages and Mediterranean beaches



# The Catalan Language

- All lessons / interactions / activities in official language of Spain (*Castellano*)
- Important to be respectful of Catalan as a regional language
- Catalans are very proud of their culture/language/history



# Travel Arrangements



## Departure on Sunday 21st June!

**12:30: Meet in Nailsea school carpark. Please be on time to ensure we can depart on time. Ultimately, if you don't show up we will have to leave without you 😞**

**12:50: Coach leaves Nailsea School for Folkestone, Kent.**

**18:50: Approximate arrival at the Eurotunnel terminal and check-in**

**20:50: Shuttle departs from Folkestone.**

**22:25: Arrive in Calais, France and transfer to your accommodation, approx. 17-hour drive**

# Travel Arrangements



## We return on Saturday 27th June...

**06:00: Arrive at the ferry terminal (P & O Ferries) in Calais after 17-hour drive**

**08:00: Ferry departs Calais**

**08:35: Arrive in Dover and transfer back to school, approx 6-hour drive**

**14:30: Approx arrival at Nailsea school – welcome back!**

# Travel Expectations

## Coach expectations and behaviour:

- Keep the coach clean and tidy
- Use the bin bags provided – no litter
- No chewing gum allowed



## Service stations:

- The coach will have a toilet on it for emergencies, but we will be stopping at service stations so students/teachers can use the toilet.
- You must be in a group of minimum 4 people when going to the toilets
- Keep to the meeting points/times agreed
- Wear your lanyard (with essential details on it) at all times



# Passports and GHIC/EHIC cards:




- Your teachers need to have these BEFORE the trip
- Please bring them to school and hand them to Mrs O'Reilly in Room 134 on **Monday 15th June** at lunchtime
- Do not bring them during lesson time
- They will be locked in the school safe until we are ready to depart



# Accommodation


## Escola de Natura Mas Pages

- Residential outdoor learning and language immersion centre near the village of *Sant Esteve de Guialbes*, Girona
- Situated on a 50-hectare estate
- Offers school trips focussing on nature, sports, and Spanish or Catalan language learning for children and teenagers
- Plenty of indoor and outdoor space
- Exclusive use of Nailsea School only



# Accommodation: Rooming

- **Big rooms (bunk beds)**
- **Room allocations tbc (but students will be allocated rooms in year groups and with friends)**
- **Girls and boys on separate floors**
- **Male teacher on boy's floor**
- **Female teachers on girl's floor**
- **We ask that students are kind, tolerant and respectful to others. If there are any issues, speak to a member of staff.**



# Accommodation: Food

- Full board (breakfast, lunch and dinner)
- *Mas Pages* are aware of any medical issues/ dietary requirements
- First meal will be dinner on Monday 22nd June
- Last meal will be breakfast and packed lunch to bring with you on Friday 26th June
  
- Bring a **packed lunch** with you for the journey on Sunday 21st June (no nuts please!)
  
- Bring **money** to buy the following:
  - dinner on Sunday 21st June
  - breakfast/lunch on Monday 22nd June
  - dinner on Friday 26th June
  - breakfast/lunch on Saturday 27th June

# Spanish *monitor* (guide):

Upon arrival, students will meet your *monitores!*

We will be designated two specially trained Spanish native *monitores*, who will be leading activities and some of the excursions and encouraging students to speak in Spanish!



**16:25:** Approx arrival at *Mas Pages* and meet your *monitores*

**17:00:** Spanish presentation/orientation games led by your *monitores*

**19:00:** Evening meal at *Mas Pages* followed by evening activities with your *monitores*

**Overnight at *Mas Pages***



# Itinerary: Day 3 - Lessons and Girona

Tuesday 23rd  
June

**08:00:** Breakfast

**09:30:** Spanish Vocabulary Learning Session led by your *monitores*

**10:30:** Spanish cooking workshop led by your *monitores*  
*/pool time (tbc)*

**13:00:** Lunch

**15:00:** Timings tbc – visit to *Girona* by coach

**18:30:** Return to *Mas Pages*

**19:00:** Dinner at *Mas Pages*

**20:00:** Music games led by your *monitores*



**Overnight at *Mas Pages***

**08:00:** Breakfast

**09:00:** Board the coach and transfer to Barcelona (2 hours):

**11:00:** Visit the *Sagrada Familia* / free-time in Barcelona

Packed lunch will be provided by *Mas Pages*

**15:00:** Visit to *Camp Nou*

**17:00:** Board your coach and transfer to *Mas Pages*

**19:00:** Evening meal at *Mas Pages*

**Overnight at *Mas Pages***



# Itinerary: Day 5 - L'Escala

Thursday 25th June

**08:00:** Breakfast

**09:30:** Spanish vocabulary learning session

**10:45:** Board the coach and transfer to the ruins of Empuries

(approx 30-min drive)

**11:30:** Ruins de Empuries – guided tour

**13:30:** Packed lunch provided by *Mas Pages*

**15:00:** Glass Bottom Cruise (*L'Escala*)

**16:15:** Free time in *L'Escala* to shop/go on beach

**18:00:** Return to *Mas Pages* via coach

**19:00:** Evening meal at *Mas Pages*

**20:00:** Evening activities with Spanish monitores

**Overnight at Mas Pages**



# Itinerary: Day 6 - Departure

Friday 26th June

**08:00:** Breakfast


**09:30:** Spanish vocabulary learning session

**10:30:** Tbc: Pool time! - 2 hour lifeguard requested tbc  
close to departure date

**Packed lunch provided by *Mas Pages***

**13:00:** Board the coach and transfer to Calais approx.17  
hour drive

**Overnight on coach**



# Free time

- **Students to stay in groups of 4 or stay with staff if they prefer**
- **Look out for one another!**
- **Know the meeting place**
- **Arrive on time**
- **If students do not return to a meeting point on time, we will call the number provided on the online form – if this has changed, please let us know ASAP.**
- **If students do not follow instructions, then they will have to remain with a teacher during free time going forward**

# Essentials to pack...

- A backpack for day trips
- Re-usable water bottle
- Medication (**more on this in a minute**)
- Toiletries – Shampoo, deodorant etc
- Towel
- Suncream/hat
- **Adaptor plug**
- Spending money (**more on this in a minute**)
- Phone and charger
- Swimwear
- Insect repellent (if required)



# What to pack (clothes):

- Sensible trainers/sturdy shoes (some walking/active games)
- Light raincoat (can be packed in your backpack)
- At least 6 days worth of clothes, underwear and pjs!
- Layers – lightweight cardigans / sweatshirts



# What not to pack:

- Expensive personal items, e.g. expensive/sentimental jewellery, expensive unessential devices (we cannot be held responsible for lost items)
- Flip flops/sliders/heels (it is a health and safety concern)
- Inappropriate clothing – no offensive logos, clothing that wouldn't be allowed on a non-uniform day, e.g. crop tops and short shorts
- A suitcase the size of a small house



# What not to pack:

There are rules on taking certain food into the EU:

- No meat products
- No milk or milk products
- No fresh fruit or vegetables

You will need to eat/drink any of the above before you board the Eurotunnel.

Items may be confiscated if found.



What not to pack:



# We are a 'nut free' trip

Due to some students with allergies, we ask that you do not pack/buy any nut products.

Thank you for your understanding.



# Mobile Phones:

- The accommodation is a school centre – WIFI is free but the signal is not the best.
- Check with your provider for the cost of messaging/calls from the EU.
- Check if you will have access to data roaming if this is something you feel you need.
- No phones during mealtimes / when activities are being led a *monitor*.
- During free time, if students do not return to a meeting point on time, we will call the number you provided on the online form – if this has changed, please tell me ASAP.
- No phones overnight – put in a box before 'lights out' and given to your designated teacher.



# Spending money:



**Meals and all activities are already included in the trip once in Spain. However, students will need to buy food for the journey to Spain and back. Students can bring spending money if they wish. This is optional and at your discretion.**

- **Service stations (in the UK, France and Spain)**
- **Gift shops**
- **Snacks (staff will support students with food allergies and intolerances).**

We would suggest anything from €25 - €70 and £25-40 for food/if you want to buy anything at UK service stations.

The decision is entirely up to you! Monzo, Hyperjar and Revolut are worth looking into as cards that can be used abroad too.

# Medical concerns:

If your medical details change before we leave, please contact us ASAP.

This will not prevent you from travelling, but it allows us to be prepared and make adjustments as needed.

If you have regular prescription medication, you can be responsible for this yourself, or you can choose to hand it to your designated staff member for safe keeping.

- Label it and put it in a small bag along with instructions
- Make sure you pack enough for the trip, with a few extras in case of emergency



# Code of Conduct:

**As you are here tonight, you have already agreed to our code of conduct.**

**A reminder:**

- Students must stay in groups of 4 minimum at all times.
- Students must listen carefully to all instructions and adhere to them.
- Students must respect the accommodation rules (including keeping quiet after bedtime and not going into each others' rooms).
- Students must not leave the accommodation building at any time without permission.
- Students must carry their lanyard at all times (to be given before departure).
- Students must demonstrate appropriate behaviour at the accommodation, while out in public, visiting culturally sensitive sites and museums – they are representing the school as well as themselves.

# Year 10 students: Work Experience



**Year 10 students will need to:-**

- **Take part in virtual work experience (available on Springpod – speak to Ms Ruddy if not sure) **OR** seek other work experience that could be taken at another time**
- **Act as Ambassadors for the younger students and take time to help them where they can with their language skills.**

**Valuable opportunity to develop some key employability skills including resilience, communication and teamwork.**

Questions:



[joreilly@naipseaschool.com](mailto:joreilly@naipseaschool.com)

