





# Nailsea School & Sixth Form

Aspire | Believe | Succeed



## Welcome to Nailsea School

### Induction Booklet 2025



# Nailsea School & Sixth Form

Aspire | Believe | Succeed

## Contents

### PAGE

2. Welcome from the Headteacher
3. Transition
4. Transition events
5. Houses, Heads of House and tutor groups
6. Class groups, school day
7. Nailsea School Uniform
8. Homework and SEN
9. Key school information and admin
10. Transition: how can parents help
11. Student voice and student messages





# Nailsea School & Sixth Form

Aspire | Believe | Succeed

## Welcome to Nailsea School

It is my very great pleasure to welcome you to Nailsea School. I am delighted you have chosen Nailsea as your secondary school and we are excited for you to experience what school life is like here. We look forward to working with you in the years ahead and celebrating your success as you progress through the school.

The years ahead will be some of the most memorable in your lifetime. We are privileged to help you on this journey. I know that you may have some anxieties about your move. What I can promise you is an unswerving dedication from a talented group of staff who believe passionately in giving the best opportunities for all the young people in our school and also for all the parents and carers. Every student at Nailsea is an important individual and we will work with every one of you to bring out the very best of your potential and shine a light into a future that perhaps you didn't know existed.

I look forward to meeting you.

Mrs D Elliott  
**Headteacher**







# Nailsea School & Sixth Form

Aspire | Believe | Succeed

## Transition

Hello and welcome to Nailsea School.

We understand that a move between primary and secondary is a big event and during this time we aim to keep you as informed and supported as we can to ensure the transition is successful and enjoyable.

As the applications for places are now confirmed, Nailsea School staff can start to put plans in place for welcoming a new cohort of Year 7 students in September 2025. Over the coming months we will be meeting your Year 6 teachers to gather information that will help make the move to Nailsea School as smooth as possible for all of our new families. In the summer term we will use this information as we start to allocate students to Houses, tutor groups, teaching groups and classes. Students will find when they join in September they are in a number of different groups, each with different mixes of students maximising the opportunity for them to make new friends and settle in to the school.

We are planning transition events in the summer term that will help students familiarise themselves with the school, meet their new classmates and teachers and most importantly ask the burning questions that they will no doubt have.

Parents, please look through this booklet with your child as it contains information to introduce you to Nailsea School. One of the biggest adjustments for families at this time is the change as students become more independent, seek out information and answers themselves, learn to manage their time, plan their work and start to take ownership of their learning. This is a good opportunity to support them as they begin to make those changes.

This booklet contains answers to the questions we often receive about uniform, what to bring each day, timetable, homework, friendship groups, class groups, etc and there are dates for the diary to note.

Thank you for selecting Nailsea School, we look forward to meeting you all in the summer terms and working with you to ensure your child's move to secondary school is exciting, trouble free and a good foundation for the next phase in their educational journey.

Mrs Watts, Mr Howard, Mrs Vass, Mrs Cole  
**Transition team**





# Nailsea School & Sixth Form

Aspire | Believe | Succeed


## Induction Day

All current Year 6 students transferring to Nailsea School in September are invited to our Induction Day on Thursday 10th July.

Students should arrive in the main school reception by 8.30am ready for a 8.40 start. They will sign in and then spend a short period of time in the main auditorium when key members of staff will be introduced and the organisation of the day explained. After this students will meet their Heads of House and take part in a series of taster lessons.

The Induction Day finishes at 3.00 pm, and students are free to walk home or be collected from the front of school.

Students should come to school in their junior school uniform. They do not need to bring PE kit. They will need to bring a pen and pencil to use during lessons and a water bottle. We find most students prefer to bring a packed lunch on Induction Day although lunch can be purchased in the school canteen. Students who have free school meals will be given a packed lunch from their primary school.



## Induction Evening

Parents are invited to attend our Induction Evening on Thursday 10th July to meet with senior staff and tutors. Students should not attend as there is limited room and information is aimed at parents.

The evening starts at 6.00pm for parents of Phoenix and Unicorn House students and at 6.30pm for parents of Dragon and Griffin House students.

During the evening parents will meet their child's tutor and attend a presentation from the Headteacher covering what to expect from Year 7. There will be plenty of opportunities to ask any questions. Details of students' first day in September will be given on this evening.



Please note that very limited parking is available on site. Please use community car parks and walk across.

## The Year 6 Big House Party

We invite all our Y6 students and their families to a welcome afternoon at the school on Thursday 3rd July. Bring a picnic and something to sit on, drop in any time from 4.30pm to 6.00pm.

The PE Department will host a friendly sports activity for Year 6s starting at 4.30pm and House teams will be running various games designed to introduce students to our House Challenge programme and help meet new people.

This will be a great opportunity for Y6 families to mingle with other students and parents and to meet key members of Nailsea School staff in a relaxed setting. A reminder will be sent out just before when Y6s will find out which House they will be in so why not wear something to represent your new House.

We look forward to meeting you.



# Nailsea School & Sixth Form

Aspire | Believe | Succeed

## Houses and Tutor Groups

We would like to take this opportunity to welcome you to Nailsea School. We are the House team. There are 4 Houses: Dragon, Griffin, Phoenix and Unicorn. In each House, there are 8 tutor groups that each contain a mix of students from year seven to year eleven. We have found this vertical system works really well giving students a chance to mix with and make friends with students from different year groups as well as their own.

Each day students meet up with their Tutor Group at the start of the day. Tutor time is a chance to receive news and notices about school life, ask questions of the tutor and follow up on school admin, plan tutor group assemblies, take part in house challenges, quizzes and group projects. In their tutor groups students follow the ABSolute Curriculum covering a range of topics.

Within Houses we aim to work together to try and help each other achieve our very best. Our collective ethos is to 'celebrate effort, success and achievement at all levels and across all areas of the School'. We want you to be part of this ethos and as part of the team make every effort to be the best you can be.

We very much look forward to meeting you soon.



## Heads of House

Griffin



Mrs Vass

Dragon



Mr Miles

Phoenix



Mrs Wisby

Unicorn



Mr Howard





# Nailsea School & Sixth Form

Aspire | Believe | Succeed

## Class groups

A big difference for students at secondary school is the way classes are put together. Students have individual timetables following a 2 week program of lessons which they attend in their teaching groups 7A to 7G. The Transition Team use information from primary schools to ensure each teaching group has a range of students covering a mix of academic abilities, ages, gender, primaries, interests, personalities, as well as noting advice from primaries about students that work well together or who are best kept apart. Students are then placed in different teaching groups for subjects like PE and Maths as abilities change and teachers regroup students according to the requirements of the subject.


Teaching groups change as students move through the school. Every lesson will have a seating plan that will also change throughout the year. The daily timetable of lessons is very different to primary school: lessons are in different rooms, each lesson will have a different teacher, each lesson students will have a different seat. We find that students that thrive in year 7 are those that let go of the need to be with their old friends in class and focus instead on the learning and settling in to the new groups that form for each lesson.

Students naturally change and develop during the transition from primary to secondary school as their interests, priorities and personalities evolve. This can have a dramatic effect on friendships as individuals change and meet new people. For this reason we do not take friendship requests ahead of the move into Year 7. Please be assured a lot of time and consideration is given to ensuring students are placed within groups where they will see familiar faces and meet students with similar outlooks. We enjoy seeing the effort put into our transition program coming to fruition each year as we witness the smooth and confident start to September for our new students.

## The School Day

The school day starts at 8.30am and it is expected that students should be in school and ready for the start of the school day by 8.20am. School finishes at 3.00pm. All students enter school via the student entrance on the left of the school building, walking up the dedicated student path from the main road. There is no vehicle access to the school car park for the 10 minutes either side of start and end times of the school day in order to maintain safety for all students on site.

- Term 1: 04 September – 23 October 2025
- Term 2: 03 November – 19 December 2025
- Term 3: 05 January – 12 February 2026
- Term 4: 23 February – 02 April 2026
- Term 5: 20 April – 22 May 2026
- Term 6: 01 June – 17 July 2026





# Nailsea School & Sixth Form

Aspire | Believe | Succeed

## Uniform for Students Years 7 - 11

Please see Nailsea School's website for further information on jewellery, makeup and uniform.

All items of uniform should be marked with the student's name and be clean and neat. Trousers, shoes and shirts can be purchased from any outlet but must follow the guidelines below.

School ties, sweatshirts and shorts can be purchased exclusively from School Togs.

Sweatshirt	Compulsory – School sweatshirt with the school badge
Fleece	Optional – School fleece branded with the school badge, can be worn as an additional layer
Shirt	White shirt (long or short sleeve) top button done up
Tie	Clip on House Tie
Trousers	Tailored black trousers. (Skin tight fitting style trousers are not allowed)
Shorts	Optional—tailored school shorts with the school badge
Shoes	Black leather shoes or trainers (no canvas, boots or coloured flashes/logos)

### PE Kit:

Compulsory Kit	PE Polo Shirt (navy & gold) Plain navy sports shorts (not cycling shorts) Reversible navy and gold rugby shirt Trainers Long navy socks – needed when wearing shin pads (white sports socks to be worn otherwise) Plain navy tracksuit bottoms A pair of shin pads (for football and hockey) A gum shield (compulsory for hockey and competitive rugby) Football boots for football and rugby All jewellery must be removed for every lesson this cannot be taped Piercings, in line with the school uniform policy, must be done at the start of the summer holidays to allow time for healing. Piercings cannot be worn in PE lessons at all and cannot be taped.
Optional Kit	A pair of navy blue sports leggings with printed Nailsea logo A plain navy blue jumper (no hoodies) Hoodless waterproof navy coat Skort

### School Togs

School Togs stock all uniform and PE kit items which are available to order online at [www.schooltogsnailsea.co.uk](http://www.schooltogsnailsea.co.uk)





# Nailsea School & Sixth Form

Aspire | Believe | Succeed

## Homework


At Nailsea School, we believe that homework is an integral part of students' learning. The main benefits include:

- Consolidating and extending learning outside of the classroom
- Allowing students time to consider a subject or topic in more depth; leading to a better understanding of key concepts
- Giving time to develop and practice skills such as problem solving, research and extended writing.
- Building independence, self-discipline and organisational skills which we value as important life skills all students should be equipped with once they leave our school

In addition, homework forms an important bridge between our school and parents. It provides you with opportunities to see what your child is learning and to support their attitude to learning through positive encouragement.

Teaching staff are mindful of the need to balance the benefits of homework with time for students to enjoy themselves outside of school. We do not have a set homework timetable (although as a minimum expectation, all tasks set will have a 3 day turn around). As a school, we strongly believe that homework should be relevant, challenging and meaningful and that it will only be set when it is appropriate to do so.

We offer a supported study space for those students who would benefit from attending to their homework in school.



## Special Educational Needs and Disabilities

The SEND Team co-ordinate the whole school response to individual learning needs across the range of age, ability and curriculum. Discussions with primary schools take place in the term prior to students arriving to identify any barriers so that we have strategies in place for year 7 arrival in September.

The SEND team are based in **The Hub** alongside the **Resource Base**. The North Somerset Resource Base is a provision whereby some of the student timetable is delivered within the Hub location and the rest is accessed in the mainstream. **Places in the Resource Base are allocated by North Somerset SEND department.** They are for students with an EHCP and an Autism diagnosis who are academically high functioning.

Students with SEND need are supported in mainstream outside of the Resource Base.



Our SENCo is Melody Cole. She can be contacted at the school on 01275 852251, or [sendenquiries@nailseaschool.com](mailto:sendenquiries@nailseaschool.com) in the first instance.



# Nailsea School & Sixth Form

Aspire | Believe | Succeed

## Cashless Catering

Cashless Catering eliminates the need to carry money throughout the day. Students are given a cardkey on their first day to which parents can add funds. Students use their cardkey to pay for food and drinks at break and lunch times.

## Lockers

All students in Nailsea School are provided with a secure locker for their sole use. There is a one-off payment of £25.00 to cover locker use in Years 7 – 11 including a £5.00 refundable deposit. This is payable by 18 August 2025 to ensure your child has a locker allocated for the first day of term.


## Free School Meals and Pupil Premium

Did you know that registering for Free School Meals provides much more than a meal? It attracts extra 'Pupil Premium' funding to the school that can be used to help your child to achieve their full potential.

Information about the process and eligibility is available via this link [www.n-somerset.gov.uk/my-services/schools-learning/local-schools/schoolmeals/freeschoolmeals](http://www.n-somerset.gov.uk/my-services/schools-learning/local-schools/schoolmeals/freeschoolmeals)

Even if you do not think you would make use of the free meals you should still apply, as there are many other benefits to the scheme. Registering also enables the school to access Pupil Premium funding which we use to help your child to participate fully in all learning activities.

If you have any questions about Free School Meals and Pupil Premium, or would like some help with your application, please contact Sophie Rutty at the school 01275 852251, [srutty@nailseaschool.com](mailto:srutty@nailseaschool.com).



## Personal Electronic Devices and Social Media

All students receive advice and guidance on the use of social media through the ABSolute curriculum. Any issues that arise from inappropriate use of social media will be investigated if they are affecting students in school.

Our school mobile phone policy is "Off and Away for the whole school day" as phones are turned off and kept in school bags whilst on school site. Use of phones during the day, or checking social media during breaks, leads to students turning up to lessons distracted and focussing on the latest social developments rather than being prepared to learn. Direct conversation and social skills are really important and should be developed, away from looking at screens.

We appreciate the support of parents with this very clear school policy and in reminding students of the safe and responsible use of their phones and social media.

## Communication

All communications from school are sent home via the Bromcom app MyChildAtSchool. This is a free app enabling parents to keep in touch with school, view their child's achievements, school reports and other important information. Sign up to the app to ensure you receive key information from school including messages about events, parents evenings, transport notices, updates on school sports fixtures, school closures, regular weekly communications and termly newsletters.

The app is also used to make financial transactions for trips, activities, resources and to add money to your child's cardkey for lunch.

Information about how to set up your account will be sent out in the summer term.





# Nailsea School & Sixth Form

Aspire | Believe | Succeed

## Transition: leaving Primary, joining Secondary

### What can you do to help?

One of the key ways to prepare your child for transition is to develop their independence skills. For example, encourage them to pack their own equipment or help them to manage their own time. Discuss the route they will take to school and maybe walk it together a few times to build their confidence. Talk to your child about how they can respond if things go wrong and how to ask for help.

We encourage students to view moving to secondary school as a time to meet new people and make new friends. In September we will welcome students from over twenty-five different primaries and a number of children who will be the only child coming from their Primary School.

#### **In order to support your child to make the move into a new class you can:**

Prepare your child for the possibility that current friendship groups are likely to be distributed across a number of different tutor groups and teaching groups.

If your child is joining with a number of others from the same Primary School, do make your child aware that there will be some students who will join their class alone. Encourage your child to welcome new people into their friendship groups.

Talk with your child about Year 7 being a fresh start in every sense and not to expect current friendship groups to all be in the same classes. Help your child to understand everyone will be feeling apprehensive and one way to make friends is by learning how to navigate this together.

## Communication between now and September

While you are still in Year 6 your first point of contact for queries and advice about transition remains with your primary school.

Please be aware our pastoral team continue to look after current students until the end of the summer term. When Year 11 leave school after the summer exams, staff can turn their attention to planning for the new Year 7 intake.

The transition process starts with meetings with all the primary schools in the spring. We speak to Year 6 teachers about every individual Year 6 who will be joining us. We observe students when they visit us in the summer terms and pastoral teams then meet to work on the most beneficial groupings of students.

If there is anything you want us to know, make sure your current primary school are aware to pass on to our pastoral team during the school liaison meetings.

Students that need extra assistance with transition will be identified by the visits to primary schools and our SEND team will follow up after those visits have completed. A limited number of students who may benefit from enhanced transition support will be invited to attend a summer school and information about how to book a place will be sent direct to those families in the summer term.







# Nailsea School & Sixth Form

Aspire | Believe | Succeed

## Future Year 7s #TeamNailsea

You are joining a caring and friendly team at Nailsea School who are working together to support all our students to achieve the very best that they can.

It may feel very different and daunting changing schools. We have a team of experienced staff who work hard between now and September 2025 to help ensure you have a fun and stress free move into secondary school life. You can look forward to meeting lots of new friends from different schools, getting to know a new way of learning, discover more subjects, plus lots of exciting opportunities to grow and develop your confidence.

To make your move a success, think about how you can prepare. Check your uniform is in place and you have planned your route to school. When you arrive be ready to listen and receive lots of information on those first few days. Your tutor is the first member of staff that you will get to know well as you will see them every day with the rest of your tutor group. This is the key time to ask questions and find out what's happening in school. All the new Year 7s will be in the same boat finding out about the school and how everything works. There are always staff and older students who are happy to help if you are unsure about anything. Just ask.

We look forward to meeting you in the summer. In the meantime please see a few comments from previous students reflecting on their experience of joining Nailsea School.



*The first day there are only new Year 7s and Year 12s in school. The first thing you do is meet with your tutor and they give you lots of help and advice to settle in. You are shown how to colour code your timetable to help you find your way around. I didn't realise how easy it would be.*

*I thought the teachers were going to be really strict. It's funny to think about it now because they're all really nice and friendly. Even teachers that don't teach me talk to me and say hi in the corridor and they smile at you and somehow seem to know your name.*

*I was worried about not being able to make friends but actually there are lots of different ways to meet people. The first homework I was set was to talk to 5 different people in my tutor group which was really helpful. Your teaching group are always going in the same direction to the next lesson so you quickly form little groups to go around with.*

*Be yourself. Some new Year 7s try and be louder and bigger than they are and this is a mistake as the older students don't like it and you can't keep that going. There is no need, just be yourself and you'll be fine.*

*Same in lessons, teachers don't expect you to know everything. Be warned though, parents will ask lots of questions and get ready for that first day photo!*



*Being at secondary is so different to my old school, you can't imagine. Having a different teacher for everything and not having mum come into school every day was weird at first. I can see now how ready I was to grow up and sort things myself. I would say to new Year 7s don't worry just ask questions all the time of teachers and other students because I made lots of new friends this way and its funny looking back how we didn't know anything on day 1 and were so scared. Teacher asked me what would I say to my Year 6 self and I laughed - my message is don't worry so much you're going to love it.*